


TECNODIN

OPERATING AND STANDARD ELEMENTS




TDEM14



www.tecnodin.com

TECNODIN



Tecnodin S.L. has been designing, manufacturing and commercializing high quality operating elements and industrial components for more than 60 years.

TD EM14 is the latest update to the Tecnodin Product Catalog. It includes our latest designs of operating elements and industrial components, with more than 3.000 references in stock.

Our product line is available in UNC & METRIC sizes. However, in this Catalog we only include METRIC sizes with **all the information expressed in millimeters**. If you are also interested in UNC sizes, please ask us!

We also manufacture **customized parts** to meet our customer's needs.

The components labeled "Stainless Steel" are completely made of or have some parts made of stainless steel.

The tolerance of the metric insert threads and studs are tested with 6h and 6H gauges, respectively.

In the data sheet of products with female insert, "e" represents the minimum length of the thread.

We continuously work with the objective of ensuring **customer satisfaction**, offering new designs with optimum quality and outstanding service:

- All items in stock
- Our team of highly trained engineers can design and manufacture customized components to suit your specific needs, with a minimum quantity requirement.

Our quality standards remain as high as possible according to our **Quality Management System**.

This version of the **TD EM14** Catalog replaces all previous versions. We reserve the right to modify and improve our parts without previous notice. Tecnodin S.L. is not to be held responsible for any printing mistakes.

Knobs



Handwheels



Revolving & Fixed Handles



Clamping Levers & Cranking Handles



Handles



Adjustable Feet



Tube Ends



Hinges



Antivibration Mounts



Spring Plungers & Index Plungers



Lockings



Screws, Nuts & Bolts



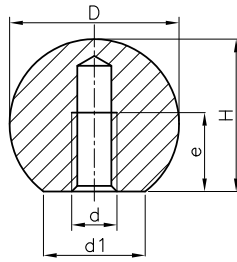
TecnodinKnobs

Page		Page		Page		Page		Page	
1		5		10		15		23	
1		5		11		15		23	
2		6		11		15		23	
2		7		11		16		24	
2		7		12		17		24	
3		8		12		18		24	
3		8		12		18		25	
3		9		12		18		25	
3		9		13		20		26	
4		9		13		21		26	
4		10		13		22		26	
4		10		14		22		27	
								27	
								27	
								28	
								28	
								28	
								29	
								29	
								29	
								30	
								30	
								30	
								31	

Tecnodin**Knobs**

Page		Page		Page	
31		35		38	
32		35			
32		36			
32		36			
33		36			
33		36			
34		37			
34		37			
34		37			
34		37			
35		38			
35		38			

1102C DIN 319 C WITH THREADED HOLE



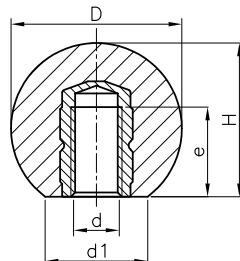
Molded thread.
PF: Black or Red Duroplast FS 31 DIN 7708.



RAL 3002

Code	D	d	d1	e	H	Color
110212101	12	M4	5	7	11	Black
110216101	16	M4	8	9	15	Black
110220101	20	M5	12	13	18	Black
110225101	25	M6	15	16	23	Black
110230101	30	M8	15	19	27	Black
110235101	35	M10	18	24	32	Black
110240101	40	M10	22	26	37	Black
110245101	45	M12	22	31	43	Black
110250101	50	M12	27	34	47	Black
110216102	16	M4	8	9	15	Red
110220102	20	M5	12	13	18	Red
110225102	25	M6	15	16	23	Red
110230102	30	M8	15	19	27	Red
110235102	35	M10	18	24	32	Red
110240102	40	M10	22	26	37	Red
110245102	45	M12	22	31	43	Red
110250102	50	M12	27	34	47	Red

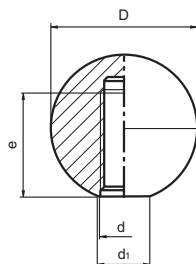

1102K DIN 319 K WITH THREADED INSERT



Threaded female brass insert.
PF: Black Duroplast FS 31 DIN 7708..

Code	D	d	d1	e	H	Color
110216301	16	M4	8	6	15	Black
110220301	20	M5	12	8	18	Black
110225301	25	M6	15	10	23	Black
110230301	30	M8	15	14	27	Black
110235301	35	M10	18	16	32	Black
110240301	40	M10	22	16	37	Black
110245301	45	M12	22	18	43	Black
110250301	50	M12	27	18	47	Black

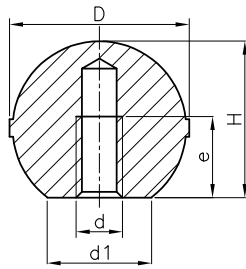
4706 TMP BALL KNOB C WITH THREADED HOLE



Molded thread.
PA: Polyamide.
Other thread, plain hole or brass or SS insert on demand (min. 500 units).
For different colours, please ask.

Code	D	d	d1	e	Color
470615101	15	M4	8	8	Black
470620101	20	M5	10	12	Black
470625101	25	M6	14	16	Black
470630101	30	M8	14	20	Black
470635101	35	M10	16	23	Black
470640101	40	M10	16	28	Black
470645101	45	M12	18	30	Black
470650101	50	M12	18	36	Black

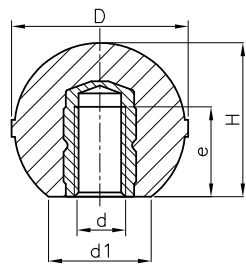
1111C KNURLED BALL C WITH THREADED HOLE



Code	D	d	d1	e	H	Color
111120101	20	M5	12	8	18	Black
111125101	25	M6	15	10	23	Black
111130101	30	M8	16	14	27	Black
111135101	35	M10	19	16	32	Black
111140101	40	M10	22	16	37	Black
111145101	45	M12	20	18	43	Black
111150101	50	M12	20	18	47	Black
111155101	55	M12	20	18	53	Black

Molded thread.
PF: Black Duroplast FS 31 DIN 7708.

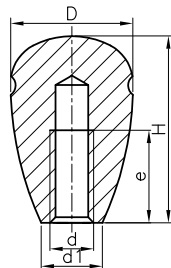
1111K KNURLED BALL K WITH THREADED INSERT



Code	D	d	d1	e	H	Color
111120301	20	M5	12	9	18	Black
111125301	25	M6	15	10	23	Black
111130301	30	M8	16	14	27	Black
111135301	35	M10	19	17	32	Black
111140301	40	M10	22	17	37	Black
111145301	45	M12	20	19	43	Black
111150301	50	M12	20	19	47	Black
111155301	55	M12	20	19	53	Black

Threaded female brass insert.
PF: Black Duroplast FS 31 DIN 7708.

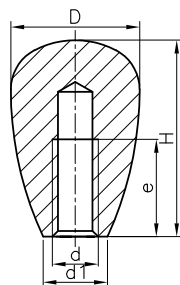
1105 ITAL C WITH THREADED HOLE



Code	D	d	d1	e	H	Color
110519101	19	M5	10	15	30	Black
110522101	22	M6	13	19	34	Black
110529101	29	M8	15	23	44	Black
110535101	35	M10	16	25	51	Black
110537101	37	M10	17	25	58	Black

Molded thread.
PF: Black Duroplast FS 31 DIN 7708.

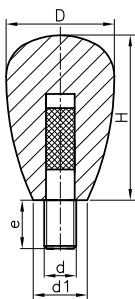
1106C PLAIN KNOB C WITH THREADED HOLE



Code	D	d	d1	e	H	Color
110619101	19	M5	10	15	30	Black
110622101	22	M6	13	19	34	Black
110629101	29	M8	15	23	44	Black
110635101	35	M10	16	25	51	Black
110637101	37	M10	17	25	58	Black

Molded thread.
PF: Black Duroplast FS 31 DIN 7708.
Available in red similar RAL 3011.
Please ask!

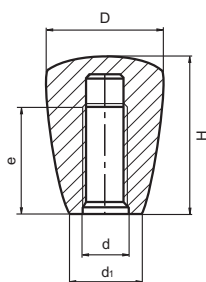
1106T PLAIN KNOB T WITH THREADED STUD



Code	D	d	d1	e	H	Color
110622501	22	M6	13	15	34	Black
110629501	29	M8	15	15	44	Black
110635501	35	M10	16	15	51	Black
110637501	37	M10	17	15	58	Black

Treated threaded steel stud.
PF: Black Duroplast FS 31 DIN 7708.

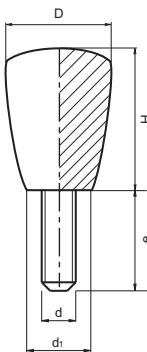
4707C TMP PLAIN KNOB C WITH THREADED HOLE



Code	D	d	d1	e	H	Color
470721101	21	M6	13	20	28	Black
470725101	25	M6	16	22	34	Black
470732101	32	M8	20	28	43	Black
470743101	43	M10	27	35	58	Black

Molded thread.
PA: Reinforced polyamide.
Other thread, plain hole or brass or SS insert on demand
(min. 500 units).
For different colours, please ask.

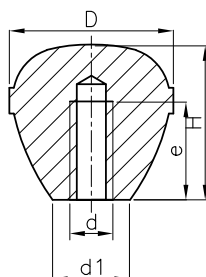
4707T TMP PLAIN KNOB T WITH THREADED STUD



Code	D	d	e	d1	H	Color
470721502	21	M6	20	13	28	Black
470725502	25	M6	25	16	34	Black
470732501	32	M8	30	20	43	Black
470743501	43	M10	30	27	58	Black

Treated stud.
PA: Polyamide.
Different stud lengths or threads on demand
(min. 500 units).
For different colours, please ask.

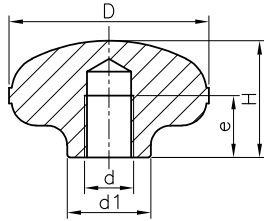
1112 KNURLED OVAL KNOB C WITH THREADED HOLE



Code	D	d	d1	e	H	Color
111219101	19	M5	9	8	18	Black
111223101	23	M6	11	14	23	Black
111226101	26	M6	12	14	25	Black
111231101	31	M8	14	16	29	Black
111235101	35	M10	16	20	35	Black
111241101	41	M10	18	20	39	Black
111248101	48	M12	21	24	48	Black

Molded thread.
PF: Black Duroplast FS 31 DIN 7708.

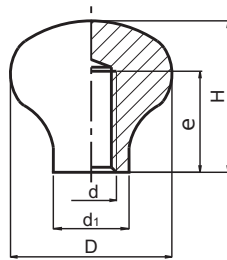
1113 TAPERED KNOB C WITH THREADED HOLE



Code	D	d	d1	e	H	Color
111326101	26	M6	10	10	15	Black
111331101	31	M8	13	13	19	Black
111341101	41	M10	17	15	24	Black

Molded thread.
PF: Black Duroplast FS 31 DIN 7708.

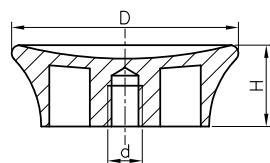
1116 C.M. KNOB WITH THREADED HOLE



Code	D	H	d	e	d1	Color
111632101	32	30	M8	16	15	Black
111650101	50	40	M12	24	23	Black

Molded thread.
PF: Black Duroplast FS 31 DIN 7708.

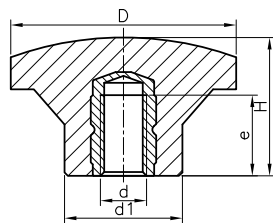
1117 LID KNOB WITH THREADED HOLE



Code	D	d	H	Color
111733101	33	W 1/4"	16	Black
111741101	41	W 1/4"	18	Black

Molded thread.
PF: Black Duroplast FS 31 DIN 7708.

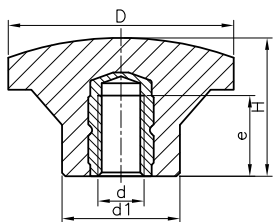
1118K STAR-STUB K WITH THREADED INSERT



Threaded female brass insert.
PF: Black Duroplast FS 31 DIN 7708.

Code	D	H	d	d1	e	Color
111822303	22	19	M5	12	9	Black
111822302	22	19	M6	12	10	Black
111833304	33	24	M6	19	10	Black
111833303	33	24	M8	19	14	Black
111844303	44	27	M8	23	14	Black
111844305	44	27	M10	23	17	Black
111855306	55	34	M8	25	14	Black
111855308	55	34	M10	25	17	Black
111866302	66	42	M12	30	19	Black
111877303	77	46	M12	30	19	Black

1118K STAR-STUB K SS WITH THREADED INSERT

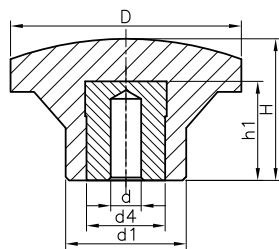


Threaded female stainless-steel AISI-303 insert.
PF: Black Duroplast FS 31 DIN 7708.

Code	D	H	d	d1	e	Color
111833307	33	24	M6	19	10	Black
111844308	44	27	M8	23	14	Black
111855310	55	34	M10	25	17	Black



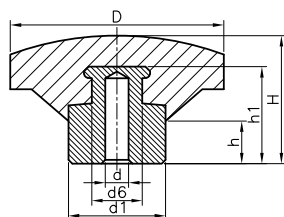
1118H STAR-STUB H WITH SMOOTH HOLE INSERT



Treated steel insert.
PF: Black Duroplast FS 31 DIN 7708.

Code	D	H	d	d1	d4	h1	Color
111822301	22	19	5,25	12	8	12	Black
111833301	33	24	5,25	19	14	17	Black
111844301	44	27	5,25	23	18	22	Black
111855301	55	34	5,25	25	18	22	Black
111866301	66	42	5,25	30	18	22	Black
111877301	77	46	5,25	30	18	22	Black

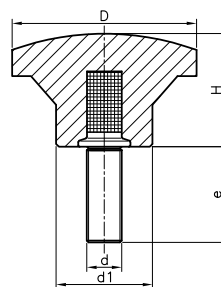
1118S STAR-STUB S WITH SMOOTH HOLE HUB



Zinc-plated steel hub.
PF: Black Duroplast FS 31 DIN 7708.

Code	D	d	d6	d1	h	h1	H	Color
111844601	44	5,25	19	23	10	20	26	Black
111855601	55	5,25	19	25	11	29	32	Black
111866601	66	5,25	18	30	16	26	41	Black
111877601	77	5,25	18	30	16	26	43	Black

1118T STAR-STUB T WITH THREADED STUD

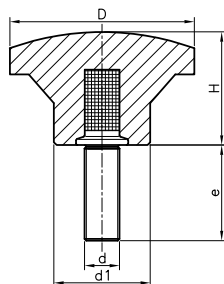


Treated threaded steel stud.
PF: Black Duroplast FS 31 DIN 7708.

Code	D	H	d	e	d1	Color
111822513	22	19	M5	10	12	Black
111822502	22	19	M5	20	12	Black
111822511	22	19	M6	10	12	Black
111822501	22	19	M6	20	12	Black
111822514	22	19	M6	30	12	Black
111833502	33	24	M6	15	19	Black
111833538	33	24	M6	20	19	Black
111833539	33	24	M6	25	19	Black
111833505	33	24	M6	30	19	Black
111833520	33	24	M6	40	19	Black
111833512	33	24	M8	20	19	Black
111833501	33	24	M8	27	19	Black
111833540	33	24	M8	33	19	Black
111833541	33	24	M8	40	19	Black
111844504	44	27	M8	15	23	Black
111844502	44	27	M8	27	23	Black

Code	D	H	d	e	d1	Color
111844513	44	27	M8	33	23	Black
111844516	44	27	M8	40	23	Black
111844523	44	27	M8	47	23	Black
111844508	44	27	M10	20	23	Black
111844501	44	27	M10	33	23	Black
111844524	44	27	M10	44	23	Black
111844525	44	27	M10	64	23	Black
111855511	55	34	M10	20	25	Black
111855502	55	34	M10	33	25	Black
111855512	55	34	M10	44	25	Black
111855513	55	34	M10	64	25	Black
111855501	55	34	M12	40	25	Black
111866508	66	42	M12	40	30	Black
111866507	66	42	M12	60	30	Black
111877502	77	46	M12	40	30	Black

1118T STAR-STUB T WITH THREADED SS STUD

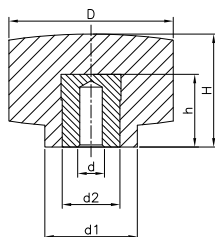


Stainless-steel A2 threaded stud.
PF: Black Duroplast FS 31 DIN 7708.



Code	D	H	d	e	d1	Color
111822517	22	19	M5	16	12	Black
111833542	33	24	M6	10	19	Black
111833543	33	24	M6	20	19	Black
111844526	44	27	M8	16	23	Black
111844527	44	27	M8	25	23	Black
111855514	55	34	M10	20	25	Black
111855515	55	34	M10	30	25	Black
111866509	66	42	M12	25	30	Black
111866510	66	42	M12	35	30	Black

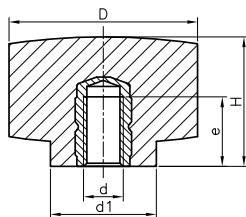
1120H FORZA H WITH SMOOTH HOLE INSERT



Treated steel insert.
PF: Black Duroplast FS 31 DIN 7708.

Code	D	H	d	d1	d2	h	Color
112025301	25	19	5,25	16	12	15	Black
112032301	32	22	5,25	18	12	15	Black
112040301	40	27	5,25	21	14	17	Black
112050301	50	31	5,25	23	18	22	Black

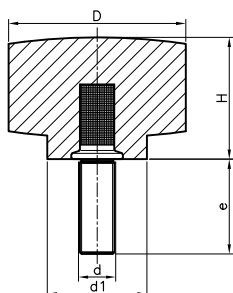
1120K FORZA K WITH THREADED INSERT



Code	D	H	d	d1	e	Color
112025303	25	19	M6	16	10	Black
112032306	32	22	M6	18	10	Black
112040306	40	27	M8	21	14	Black
112050306	50	31	M8	23	14	Black

Threaded female brass insert.
PF: Black Duroplast FS 31 DIN 7708.

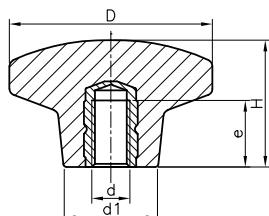
1120T FORZA T WITH THREADED STUD



Code	D	H	d	e	d1	Color
112025501	25	19	M6	20	16	Black
112032501	32	22	M6	25	18	Black
112040501	40	27	M8	27	21	Black
112050501	50	31	M10	33	23	Black

Treated threaded steel stud.
PF: Black Duroplast FS 31 DIN 7708.

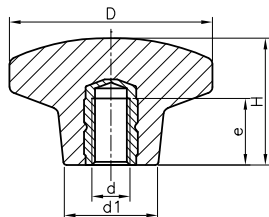
1121K DIN 6335 K WITH THREADED INSERT



Code	D	H	d	d1	e	Color
112120301	20	14	M4	10	8	Black
112125301	25	15	M5	12	9	Black
112132301	32	20	M6	14	10	Black
112140301	40	26	M8	18	14	Black
112150301	50	32	M10	22	17	Black
112163301	63	38	M12	26	19	Black
112180301	80	50	M16	32	27	Black

Threaded female brass insert.
PF: Black Duroplast FS 31 DIN 7708.

1121K DIN 6335 K WITH THREADED SS INSERT

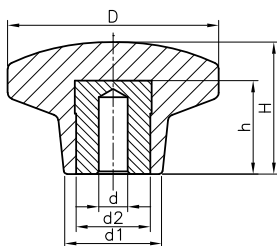


Code	D	H	d	d1	e	Color
112132304	32	20	M6	14	10	Black
112140308	40	26	M8	18	14	Black
112150311	50	32	M10	22	17	Black

Threaded female stainless-steel AISI-303 insert.
PF: Black Duroplast FS 31 DIN 7708.

INOX
Stainless
Steel

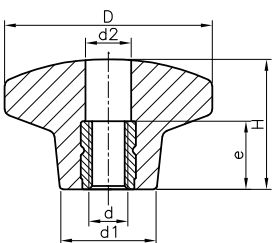
1121H DIN 6335 H WITH SMOOTH HOLE INSERT



Code	D	H	d	d2	d1	h	Color
112140302	40	26	5,25	12	18	15	Black
112150302	50	32	5,25	14	22	17	Black
112163302	63	38	5,25	18	26	22	Black
112180302	80	50	5,25	18	32	22	Black

Treated steel insert.
PF: Black Duroplast FS 31 DIN 7708.

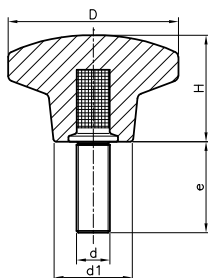
1121D DIN 6335 D WITH THREADED THROUGH-HOLE INSERT



Code	D	H	d	d1	d2	e	Color
112120401	20	14	M4	10	4,3	8	Black
112125401	25	15	M5	12	5,3	7	Black
112132401	32	20	M6	14	6,4	10	Black
112140401	40	26	M8	18	8,4	14	Black
112150401	50	32	M10	22	10,5	16	Black
112163401	63	38	M12	26	13	18	Black
112180401	80	50	M16	32	17	20	Black

Brass threaded through hole insert.
PF: Black Duroplast FS 31 DIN 7708.

1121T DIN 6335 T WITH THREADED STUD

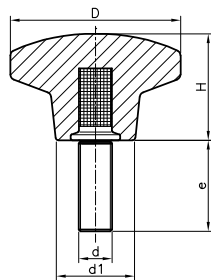


Threaded Zinc plated steel stud.
PF: Black Duroplast FS 31 DIN 7708.

Code	D	H	d	e	d1	Color
112120501	20	14	M4	15	10	Black
112120523	20	14	M5	10	10	Black
112120522	20	14	M5	20	10	Black
112125501	25	15	M5	20	12	Black
112132510	32	20	M6	10	14	Black
112132512	32	20	M6	15	14	Black
112132501	32	20	M6	20	14	Black
112132503	32	20	M6	25	14	Black
112132511	32	20	M6	30	14	Black
112132502	32	20	M6	40	14	Black
112140512	40	26	M6	15	18	Black
112140522	40	26	M6	20	18	Black
112140513	40	26	M6	25	18	Black
112140514	40	26	M6	30	18	Black
112140515	40	26	M6	40	18	Black
112140508	40	26	M8	20	18	Black
112140501	40	26	M8	27	18	Black
112140516	40	26	M8	33	18	Black

Code	D	H	d	e	d1	Color
112140517	40	26	M8	40	18	Black
112140502	40	26	M8	47	18	Black
112150514	50	32	M8	20	22	Black
112150522	50	32	M8	33	22	Black
112150515	50	32	M8	47	22	Black
112150503	50	32	M10	20	22	Black
112150516	50	32	M10	33	22	Black
112150501	50	32	M10	44	22	Black
112150502	50	32	M10	64	22	Black
112163511	63	38	M10	20	26	Black
112163522	63	38	M10	33	26	Black
112163512	63	38	M10	44	26	Black
112163503	63	38	M10	64	26	Black
112163501	63	38	M12	40	26	Black
112163502	63	38	M12	60	26	Black
112180522	80	50	M12	40	32	Black
112180501	80	50	M16	55	32	Black
112180502	80	50	M16	75	32	Black

1121T DIN 6335 T WITH THREADED SS STUD

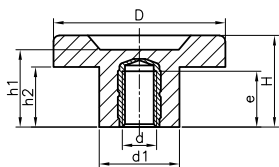


Threaded stainless-steel A2 stud.
PF: Black Duroplast FS 31 DIN 7708.



Code	D	H	d	e	d1	Color
112132515	32	20	M6	10	14	Black
112132516	32	20	M6	20	14	Black
112140520	40	26	M6	16	18	Black
112140521	40	26	M8	16	18	Black
112140523	40	26	M8	25	18	Black
112150530	50	32	M8	20	22	Black
112150531	50	32	M10	20	22	Black
112150532	50	32	M10	30	22	Black
112163513	63	38	M10	25	26	Black
112163514	63	38	M12	25	26	Black
112163515	63	38	M12	35	26	Black
112180506	80	50	M12	30	32	Black

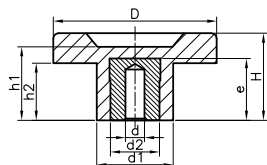
1124K SZ K WITH THREADED INSERT



Threaded female brass insert.
PF: Black Duroplast FS 31 DIN 7708.

Code	D	H	h1	h2	d	d1	e	Color
112430302	30	25	24	16	M6	20	10	Black
112430311	30	25	24	16	M8	20	14	Black
112445311	45	28	25	17	M8	24	14	Black
112445306	45	28	25	17	M10	24	17	Black
112460311	60	32	28	21	M8	28	14	Black
112460303	60	32	28	21	M10	28	17	Black
112460307	60	32	28	21	M12	28	19	Black

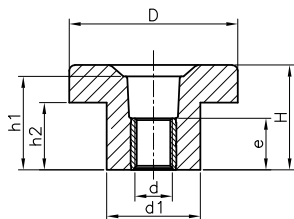
1124H SZ H WITH SMOOTH HOLE INSERT



Treated steel insert.
PF: Black Duroplast FS 31 DIN 7708.

Code	D	H	h1	h2	d	d1	d2	e	Color
112430301	30	25	24	16	5.25	20	14	17	Black
112445301	45	28	25	17	5.25	24	18	22	Black
112460301	60	32	28	21	5.25	28	18	22	Black

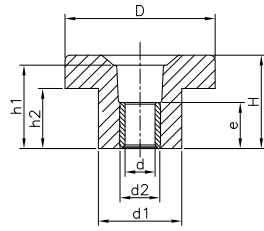
1124D SZ D WITH THREADED THROUGH-HOLE INSERT



Brass threaded through hole insert.
PF: Black Duroplast FS 31 DIN 7708.
We can manufacture these articles with stainless-steel insert. Please ask.

Code	D	H	h1	h2	d	d1	e	Color
112430411	30	25	24	16	M6	20	11,5	Black
112430409	30	25	24	16	M8	20	13,8	Black
112445411	45	28	25	17	M8	24	13,8	Black
112445407	45	28	25	17	M10	24	13,8	Black
112460412	60	32	28	21	M8	28	13,8	Black
112460410	60	32	28	21	M10	28	13,8	Black
112460411	60	32	28	21	M12	28	13,8	Black

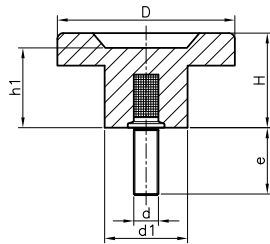
1124D* SZ D* WITH SMOOTH THROUGH-HOLE INSERT



Code	D	H	h1	h2	d	d1	d2	e	Color
112430421	30	25	24	16	5,25	20	10	11,5	Black
112445421	45	28	25	17	5,25	24	12	13,8	Black
112460421	60	32	28	21	5,25	28	12	13,8	Black

Treated steel through hole insert.
PF: Black Duroplast FS 31 DIN 7708.

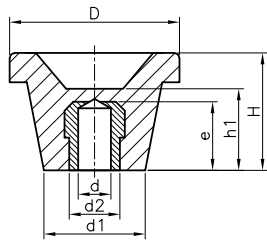
1124T SZ T WITH THREADED STUD



Code	D	H	h1	d	e	d1	Color
112430507	30	25	24	M8	27	20	Black
112445509	45	28	25	M10	33	24	Black
112460506	60	32	28	M12	40	28	Black

Treated threaded steel stud.
PF: Black Duroplast FS 31 DIN 7708.

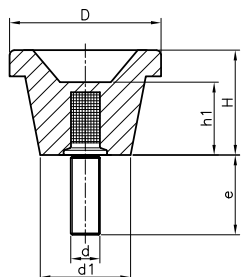
1125H CL H WITH SMOOTH HOLE INSERT



Code	D	H	d	e	d2	h1	d1	Color
112537302	37	30	5,25	17	14	21	22	Black
112544302	44	34	5,25	17	14	24	26	Black
112552302	52	36	5,25	22	18	25	31	Black
112560302	60	41	5,25	22	18	27	36	Black
112570302	70	44	5,25	22	18	29	38	Black
112580302	80	45	5,25	22	18	30	37	Black
112590302	90	46	5,25	22	18	31	40	Black

Treated steel insert.
PF: Black Duroplast FS 31 DIN 7708.

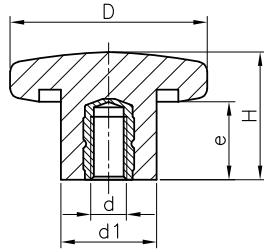
1125T CL T WITH THREADED STUD



Code	D	H	d	e	h1	d1	Color
112537501	37	30	M8	27	21	22	Black
112544501	44	34	M10	33	24	26	Black
112552501	52	36	M10	33	25	31	Black
112560501	60	41	M12	40	27	36	Black
112570503	70	44	M12	40	29	38	Black
112580501	80	45	M16	55	30	37	Black

Treated threaded steel stud.
PF: Black Duroplast FS 31 DIN 7708.

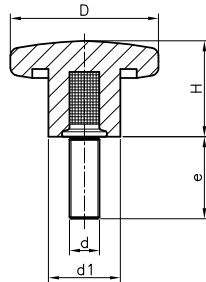
1126K DIN 6336 K WITH THREADED INSERT



Code	D	H	d	e	d1	Color
112620301	20	13	M4	8	10	Black
112625301	25	16	M5	9	12	Black
112632301	32	20	M6	10	13	Black
112640301	40	25	M8	14	19	Black
112650301	50	32	M10	17	20	Black
112663301	63	40	M12	19	23	Black
112680301	80	50	M16	27	30	Black

Threaded female brass insert.
PF: Black Duroplast FS 31 DIN 7708.

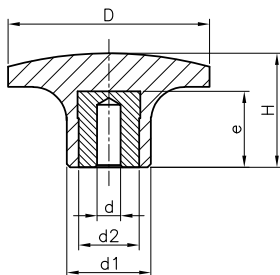
1126T DIN 6336 T WITH THREADED STUD



Code	D	H	d	e	d1	Color
112620501	20	13	M4	15	10	Black
112625501	25	16	M5	20	12	Black
112632504	32	20	M6	15	13	Black
112632501	32	20	M6	20	13	Black
112632506	32	20	M6	25	13	Black
112632509	32	20	M6	30	13	Black
112632502	32	20	M6	40	13	Black
112640503	40	25	M8	20	19	Black
112640501	40	25	M8	27	19	Black
112640514	40	25	M8	33	19	Black
112640506	40	25	M8	40	19	Black
112640502	40	25	M8	47	19	Black
112650511	50	32	M10	20	20	Black
112650512	50	32	M10	33	20	Black
112650501	50	32	M10	44	20	Black
112650502	50	32	M10	64	20	Black
112663501	63	40	M12	40	23	Black
112663502	63	40	M12	60	23	Black
112680501	80	50	M16	55	30	Black
112680502	80	50	M16	75	30	Black

Treated threaded steel stud.
PF: Black Duroplast FS 31 DIN 7708.

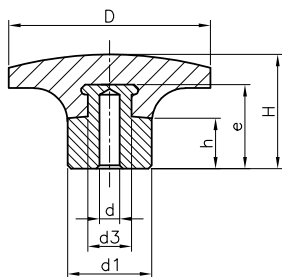
1133H THREE PRONG KNOB H WITH SMOOTH HOLE INSERT



Code	D	H	d	e	d2	d1	Color
113330305	30	17	5,25	12	8	11	Black
113340305	40	22	5,25	14	10	15	Black
113350305	50	26	5,25	17	14	20	Black
113360305	60	30	5,25	22	18	25	Black

Treated steel insert.
PF: Black Duroplast FS 31 DIN 7708.

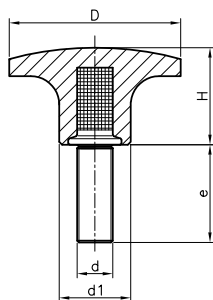
1133S THREE PRONG KNOB S WITH SMOOTH HOLE HUB



Code	D	H	d	e	d1	d3	h	Color
113330601	30	18	5,25	14	11	8	6	Black
113340601	40	24,5	5,25	18	15	11	8	Black
113350601	50	29	5,25	22	20	15	11	Black
113360601	60	34	5,25	29	25	19	15	Black

Zinc-plated steel hub.
PF: Black Duroplast FS 31 DIN 7708.

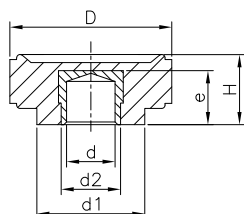
1133T THREE PRONG KNOB T WITH THREADED STUD



Code	D	H	d	e	d1	Color
113330501	30	17	M6	25	11	Black
113340511	40	22	M8	33	15	Black
113350525	50	26	M10	33	20	Black
113360525	60	30	M12	40	25	Black

Treated threaded steel stud.
PF: Black Duroplast FS 31 DIN 7708.

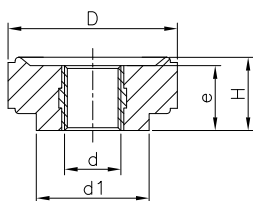
1195H LGN H WITH SMOOTH HOLE INSERT



Code	D	H	d	e	d1	d2	Color
119524301	24	13	5,25	8	14	10	Black
119530301	30	15	5,25	12	20	12	Black

Treated steel insert.
PF: Black Duroplast FS 31 DIN 7708.

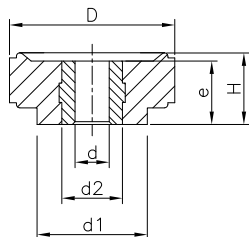
1195D LGN D WITH THREADED THROUGH-HOLE INSERT



Code	D	H	d	e	d1	Color
119524407	24	13	M6	11,5	14	Black
119530409	30	15	M8	13,8	20	Black
119530405	30	15	M10	13,8	20	Black

Brass threaded through hole insert.
PF: Black Duroplast FS 31 DIN 7708.

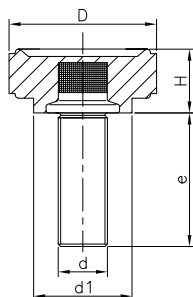
1195D* LGN D* WITH SMOOTH THROUGH-HOLE INSERT



Code	D	H	d	e	d1	d2	Color
119524401	24	13	5,25	11,5	14	10	Black
119530401	30	15	5,25	13,8	20	12	Black

Treated steel through hole insert.
PF: Black Duroplast FS 31 DIN 7708.

1195T LGN T WITH THREADED STUD



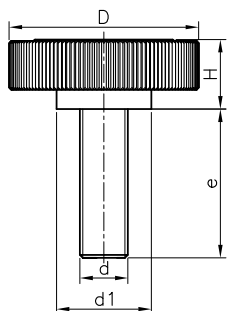
Code	D	H	d	e	d1	Color
119524501	24	13	M6	25	14	Black
119524543	24	13	M8	10	14	Black
119524544	24	13	M8	27	14	Black
119530501	30	15	M10	13	20	Black

Treated threaded steel stud.
PF: Black Duroplast FS 31 DIN 7708.

1115 KN T WITH THREADED STUD

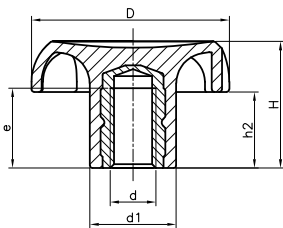



Treated threaded stud blackened.
POM: Acetate resin.



Black Code	Red Code	Grey Code	D	H	d1	d	e
111509108	111509408	111509708	9.5	5	8	M3	8
111509110	111509410	111509710	9.5	5	8	M3	10
111509112	111509412	111509712	9.5	5	8	M3	12
111513110	111513410	111513710	13	6	10	M4	10
111513112	111513412	111513712	13	6	10	M4	12
111513114	111513414	111513714	13	6	10	M4	14
111516112	111516412	111516712	16	7	12	M5	12
111516114	111516414	111516714	16	7	12	M5	14
111516116	111516416	111516716	16	7	12	M5	16
111519114	111519414	111519714	19	7	13	M6	14
111519116	111519416	111519716	19	7	13	M6	16
111519120	111519420	111519720	19	7	13	M6	20
111526114	111526414	111526714	26	9	16	M6	14
111526116	111526416	111526716	26	9	16	M6	16
111526120	111526420	111526720	26	9	16	M6	20
111527116	111527416	111527716	26	9	16	M8	16
111527120	111527420	111527720	26	9	16	M8	20
111527125	111527425	111527725	26	9	16	M8	25

1134K CAP K WITH THREADED INSERT

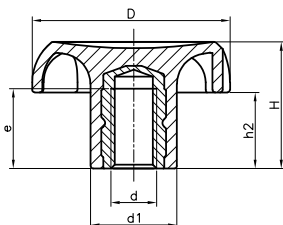


Code	D	H	d1	d	e	h2	Color
113432301	32	20	13	M5	9	11	Black
113432303	32	20	13	M6	10	11	Black
113440301	40	25	17	M6	10	15	Black
113440302	40	25	17	M8	14	15	Black
113440303	40	25	17	M10	17	15	Black
113432353	32	20	13	M5	9	11	Orange
113432356	32	20	13	M6	10	11	Orange
113440356	40	25	17	M6	10	15	Orange
113440357	40	25	17	M8	14	15	Orange
113440358	40	25	17	M10	17	15	Orange

Threaded female brass insert.
PA: Black or Orange reinforced polyamide.

RAL 7021
 RAL 2004

1134K CAP K WITH THREADED SS INSERT



Code	D	H	d1	d	e	h2	Color
113432302	32	20	13	M6	10	11	Black
113440306	40	25	17	M8	14	15	Black

Threaded female Stainless-steel AISI-303 insert.
PA: Black reinforced polyamide.

RAL 7021

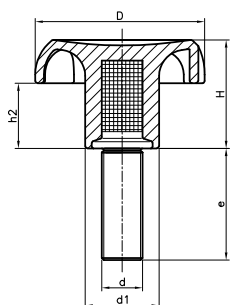


1134T CAP T WITH THREADED STUD



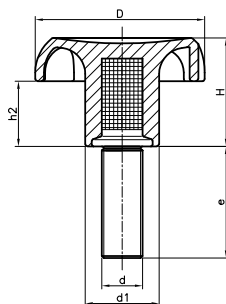
Treated threaded steel stud.
PA: Black reinforced polyamide.

RAL 7021
 RAL 2004



Black Code	Orange Code	D	H	d1	d	e	h2
113432505	113432545	32	20	13.5	M5	20	11
113432503	113432543	32	20	13.5	M6	10	11
113432501	113432541	32	20	13.5	M6	20	11
113432504	113432544	32	20	13.5	M6	30	11
113432506	113432546	32	20	13.5	M6	40	11
113432508	113432547	32	20	13.5	M8	20	11
113432502	113432542	32	20	13.5	M8	27	11
113432509	113432548	32	20	13.5	M8	47	11
113440511	113440551	40	25	17	M6	15	15
113440501	113440541	40	25	17	M6	20	15
113440504	113440544	40	25	17	M6	30	15
113440505	113440545	40	25	17	M6	40	15
113440515	113440555	40	25	17	M8	15	15
113440506	113440546	40	25	17	M8	20	15
113440507	113440547	40	25	17	M8	33	15
113440508	113440548	40	25	17	M8	47	15
113440509	113440549	40	25	17	M10	20	15
113440503	113440543	40	25	17	M10	33	15
113440510	113440550	40	25	17	M10	44	15

1134T CAP T WITH THREADED SS STUD



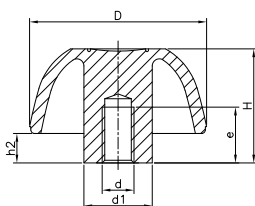
Code	D	H	d1	d	e	h2	Color
113432507	32	20	13,5	M6	16	11	Black
113440521	40	25	17	M6	16	15	Black
113440518	40	25	17	M8	20	15	Black
113440514	40	25	17	M8	25	15	Black

Threaded stainless-steel A2 stud.
PA: Black reinforced polyamide.

■ RAL 7021



1138C MTC C WITH THREADED HOLE



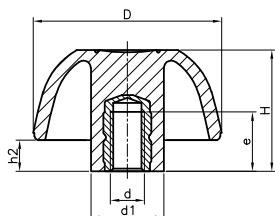
Code	D	H	d1	d	e	h2	Color
113825101	25	17	12	M5	12	6	Black
113832101	32	20	14	M6	15	6	Black
113840101	40	25	17	M8	20	7	Black
113850101	50	32	19	M10	24	8	Black

Moulded thread.
PA: Black reinforced polyamide.

1138K MTC K WITH THREADED INSERT



Threaded female brass insert.
PA: Black or Orange reinforced polyamide.

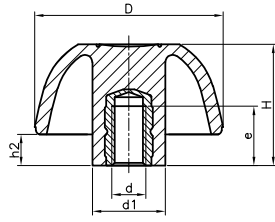


Black Code	Orange Code	D	H	d1	d	e	h2
113825302	113825342	25	17	12	M4	8,5	6
113825303	113825343	25	17	12	M5	9	6
113825301	113825341	25	17	12	M6	10	6
113832303	113832343	32	20	14	M5	9	6
113832301	113832341	32	20	14	M6	10	6
113840301	113840341	40	25	17	M6	10	7
113840302	113840342	40	25	17	M8	14	7
113840303	113840343	40	25	17	M10	17	7
113850301	113850341	50	32	19	M8	14	8
113850302	113850342	50	32	19	M10	17	8
113850308	113850345	50	32	19	M12	19	8
113863301	113863341	63	40	23	M10	17	11
113863302	113863342	63	40	23	M12	19	11
113863306	113863344	63	40	23	M16	27	11

■ RAL 7021

■ RAL 2004

1138K MTC K WITH THREADED SS INSERT



Code	D	H	d1	d	e	h2	Color
113832302	32	20	14	M6	10	6	Black
113840306	40	25	17	M8	14	7	Black
113850304	50	32	19	M10	17	8	Black

Threaded female stainless-steel AISI-303 insert.
PA: Black reinforced polyamide.

■ RAL 7021



1138D MTC D WITH THREADED THROUGH-HOLE INSERT

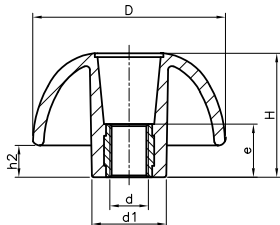


Black Code	Orange Code	D	H	d1	d	e	h2
113825404	113825444	25	17	12	M4	11,5	5
113825405	113825445	25	17	12	M5	11,5	5
113825401	113825441	25	17	12	M6	11,5	5
113832405	113832445	32	20	14	M5	11,5	6
113832401	113832441	32	20	14	M6	11,5	6
113840401	113840441	40	25	17	M6	11,5	7
113840403	113840443	40	25	17	M8	13,8	7
113840402	113840442	40	25	17	M10	13,8	7
113850401	113850441	50	32	19	M8	13,8	8
113850402	113850443	50	32	19	M10	13,8	8
113850405	113850445	50	32	19	M12	13,8	8
113863401	113863441	63	40	23	M10	13,8	11
113863402	113863442	63	40	23	M12	13,8	11

Brass threaded through hole insert.
PA: Black or Orange reinforced polyamide.

■ RAL 7021

■ RAL 2004



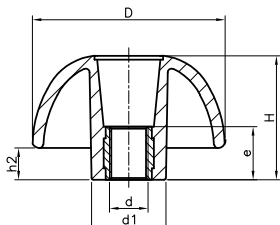
1138D INOX MTC D WITH THREADED THROUGH-HOLE SS INSERT



Code	D	H	d1	d	e	h2	Color
113825420	25	17	12	M6	11.5	5	Black
113832403	32	20	14	M6	11.5	6	Black
113840420	40	25	17	M6	11.5	7	Black
113840421	40	25	17	M8	13.8	7	Black
113850420	50	32	19	M8	13.8	8	Black
113850421	50	32	19	M10	13.8	8	Black
113863420	63	40	23	M10	13.8	11	Black

Stainless steel threaded through hole insert.
PA: Black reinforced polyamide.

■ RAL 7021

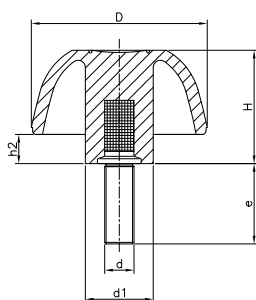


1138T MTC T WITH THREADED STUD



Treated threaded steel stud.
PA: Black or Orange reinforced polyamide.

RAL 7021
 RAL 2004



Black Code	Orange Code	D	H	d1	d	e	h2
113825502	113825542	25	17	12	M4	15	6
113825503	113825543	25	17	12	M5	20	6
113825501	113825541	25	17	12	M6	20	6
113832515	113832548	32	20	14	M5	20	6
113832503	113832543	32	20	14	M6	10	6
113832501	113832541	32	20	14	M6	20	6
113832504	113832544	32	20	14	M6	30	6
113832502	113832542	32	20	14	M8	27	6
113832516	113832549	32	20	14	M8	40	6
113840511	113840552	40	25	17	M6	15	7
113840501	113840541	40	25	17	M6	20	7
113840504	113840544	40	25	17	M6	30	7
113840505	113840545	40	25	17	M6	40	7
113840515	113840553	40	25	17	M8	15	7
113840506	113840546	40	25	17	M8	20	7
113840507	113840547	40	25	17	M8	33	7
113840508	113840548	40	25	17	M8	47	7
113840509	113840549	40	25	17	M10	20	7
113840503	113840543	40	25	17	M10	33	7
113840510	113840542	40	25	17	M10	44	7
113850505	113850547	50	32	19	M8	15	8
113850502	113850542	50	32	19	M8	27	8
113850501	113850541	50	32	19	M8	40	8
113850503	113850543	50	32	19	M10	33	8
113850504	113850544	50	32	19	M10	50	8
113850516	113850551	50	32	19	M12	40	8
113850517	113850552	50	32	19	M12	60	8
113863503	113863543	63	40	23	M10	33	11
113863504	113863544	63	40	23	M12	40	11
113863501	113863545	63	40	23	M16	55	11

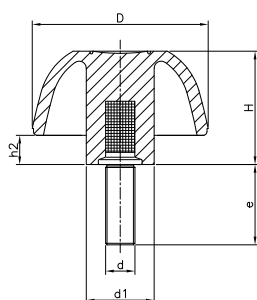
1138T MTC T WITH THREADED SS STUD



Threaded stainless-steel A2 stud.
PA: Black reinforced polyamide.

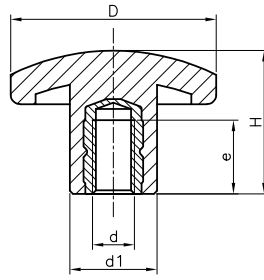

RAL 7021

INOX
Stainless
Steel



Code	D	H	d1	d	e	h2	Color
113825511	25	17	12	M4	12	6	Black
113832523	32	20	14	M5	16	6	Black
113832507	32	20	14	M6	16	6	Black
113840521	40	25	17	M6	16	8	Black
113840518	40	25	17	M8	20	8	Black
113840539	40	25	17	M8	25	8	Black
113850508	50	32	19	M10	20	9	Black
113850509	50	32	19	M10	30	9	Black
113863505	63	40	23	M12	30	12	Black

1139K STARPLAST K WITH THREADED INSERT

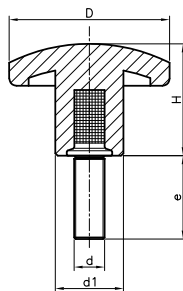



Code	D	H	d1	d	e	Color
113933301	33	22	14	M6	10	Black
113933302	33	22	14	M8	14	Black
113933341	33	22	14	M6	10	Orange
113933342	33	22	14	M8	14	Orange

Threaded female brass insert.
PA: Black or Orange reinforced polyamide.

■ RAL 7021
■ RAL 2004

1139T STARPLAST T WITH THREADED STUD

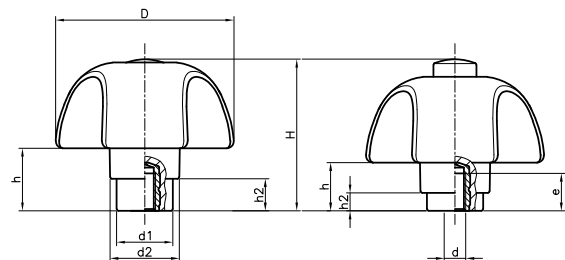


Code	D	H	d	e	d1	Color
113933504	33	22	M6	15	14	Black
113933501	33	22	M6	20	14	Black
113933505	33	22	M6	30	14	Black
113933506	33	22	M6	40	14	Black
113933507	33	22	M8	20	14	Black
113933502	33	22	M8	27	14	Black
113933508	33	22	M8	47	14	Black
113933544	33	22	M6	15	14	Orange
113933541	33	22	M6	20	14	Orange
113933545	33	22	M6	30	14	Orange
113933546	33	22	M6	40	14	Orange
113933547	33	22	M8	20	14	Orange
113933542	33	22	M8	27	14	Orange
113933548	33	22	M8	47	14	Orange

Treated threaded steel stud.
PA: Black or Orange reinforced polyamide.

■ RAL 7021
■ RAL 2004

1168K SAFETY K WITH THREADED INSERT



REST POSITION

WORKING POSITION

D	h	h2
50	17,5	9

D	h	h2
50	13,5	5

Threaded female brass insert, spring in stainless-steel.
PA: Black reinforced polyamide with caps in colours: black, orange, red, blue, yellow and grey similar to the RAL indicated below.


Great knob for safety applications.
This knob only turns when pressed downward and turned simultaneously to avoid involuntary turning.

■ RAL 7021 ■ RAL 5005
■ RAL 2004 ■ RAL 1021
■ RAL 3001 ■ RAL 7038



Black Code	Orange Code	Red Code	Blue Code	Yellow Code	Grey Code	D	H	d	e	d1	d2	Body
116853001	116853006	116853009	116853012	116853015	116853018	50	42	M6	10	16	19,5	Black
116853002	116853007	116853010	116853013	116853016	116853019	50	42	M8	14	16	19,5	Black
116853003	116853008	116853011	116853014	116853017	116853020	50	42	M10	13	16	19,5	Black

1168K SAFETY K WITH THREADED SS INSERT



INOX
Stainless Steel

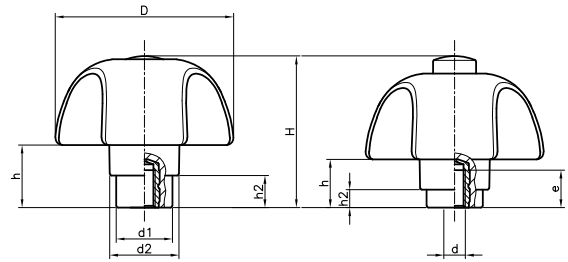
Threaded female Stainless-steel AISI-303 insert, spring in stainless-steel.

PA: Black reinforced polyamide with caps in colours: black, orange, red, blue, yellow and grey, similar to the RAL indicated below.

Great knob for safety applications.

This knob only turns when pressed downward and turned simultaneously to avoid involuntary turning.

	RAL 7021		RAL 5005
	RAL 2004		RAL 1021
	RAL 3001		RAL 7038



REST POSITION

D	h	h2
50	17,5	9

WORKING POSITION

D	h	h2
50	13,5	5



Black Code	Orange Code	Red Code	Blue Code	Yellow Code	Grey Code	D	H	d	e	d1	d2	Body
116853004	116853111	116853113	116853115	116853117	116853119	50	42	M6	10	16	19,5	Black
116853005	116853112	116853114	116853116	116853118	116853120	50	42	M8	14	16	19,5	Black

1168T SAFETY T WITH THREADED STUD



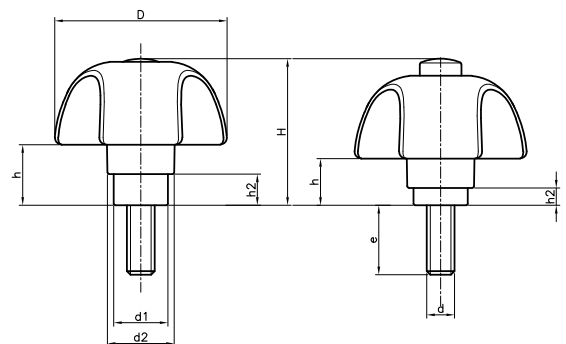
Treated threaded steel stud, spring in stainless-steel.

PA: Black reinforced polyamide, with caps in colours: black, orange, red, blue, yellow and grey, similar to the RAL indicated below.

Great knob for safety applications.

This knob only turns when pressed downward and turned simultaneously to avoid involuntary turning.

	RAL 7021		RAL 5005
	RAL 2004		RAL 1021
	RAL 3001		RAL 7038




REST POSITION

D	h	h2
50	17,5	9

WORKING POSITION

D	h	h2
50	13,5	5



Black Code	Orange Code	Red Code	Blue Code	Yellow Code	Grey Code	D	H	d	e	d1	d2	Body
116855001	116855015	116855026	116855037	116855048	116855059	50	42	M6	15	16	19,5	Black
116855002	116855016	116855027	116855038	116855049	116855060	50	42	M6	20	16	19,5	Black
116855003	116855017	116855028	116855039	116855050	116855061	50	42	M6	30	16	19,5	Black
116855004	116855018	116855029	116855040	116855051	116855062	50	42	M6	40	16	19,5	Black
116855014	116855025	116855036	116855047	116855058	116855069	50	42	M8	15	16	19,5	Black
116855005	116855019	116855030	116855041	116855052	116855063	50	42	M8	20	16	19,5	Black
116855006	116855020	116855031	116855042	116855053	116855064	50	42	M8	33	16	19,5	Black
116855007	116855021	116855032	116855043	116855054	116855065	50	42	M8	47	16	19,5	Black
116855008	116855022	116855033	116855044	116855055	116855066	50	42	M10	20	16	19,5	Black
116855009	116855023	116855034	116855045	116855056	116855067	50	42	M10	30	16	19,5	Black
116855010	116855024	116855035	116855046	116855057	116855068	50	42	M10	40	16	19,5	Black

1168T SAFETY T WITH THREADED SS STUD









INOX
Stainless
Steel

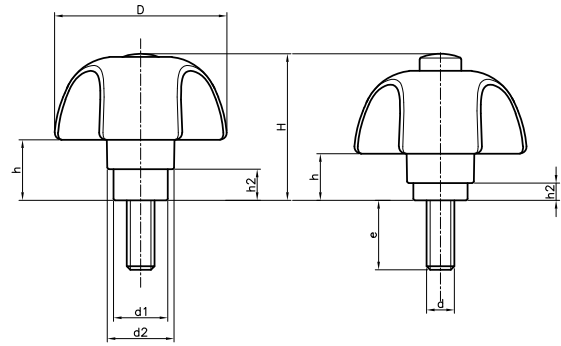
Treated threaded stainless-steel stud,
spring in stainless-steel.

PA: Black reinforced polyamide, with caps in colours:
black, orange, red, blue, yellow and grey, similar to
the RAL indicated below.

Great knob for safety applications.

This knob only turns when pressed downward and
turned simultaneously to avoid involuntary turning.

	RAL 7021		RAL 5005
	RAL 2004		RAL 1021
	RAL 3001		RAL 7038




REST POSITION

D	h	h2
50	17,5	9

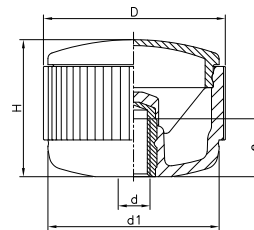

WORKING POSITION

D	h	h2
50	13,5	5



Black Code	Orange Code	Red Code	Blue Code	Yellow Code	Grey Code	D	H	d	e	d1	d2	Body
116855011	116855400	116855403	116855406	116855409	116855412	50	42	M6	15	16	19,5	Black
116855012	116855401	116855404	116855407	116855410	116855413	50	42	M8	20	16	19,5	Black
116855013	116855402	116855405	116855408	116855411	116855414	50	42	M8	40	16	19,5	Black

1196K CONTACT K WITH THREADED INSERT



Threaded female brass insert.

PA: Black reinforced polyamide.


Caps on the following colours: black, orange, red, blue,
yellow and grey, similar to the RAL indicated below.

Supplied with the cap not mounted.

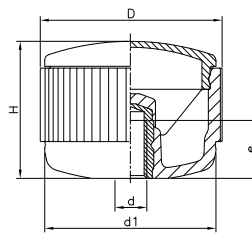
	RAL 7021
	RAL 2004
	RAL 3001
	RAL 5005
	RAL 1021
	RAL 7038

Black Code	Orange Code	Red Code	Blue Code	Yellow Code	Grey Code	D	H	d	d1	e	Body
119641301	119644301	119645301	119642301	119643301	119649301	40	30	M6	37	10	Black
119641302	119644302	119645302	119642302	119643302	119649302	40	30	M8	37	14	Black
119641303	119644303	119645303	119642303	119643303	119649303	40	30	M10	37	17	Black
119651302	119654302	119655302	119652302	119653302	119659302	50	37	M8	46	14	Black
119651303	119654303	119655303	119652303	119653303	119659303	50	37	M10	46	17	Black

1196K CONTACT K WITH THREADED SS INSERT



INOX
Stainless
Steel









Threaded female stainless steel insert.

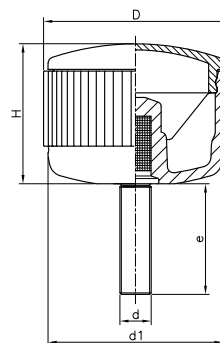

PA: Black reinforced polyamide.

Caps on the following colours: black, orange, red, blue, yellow and grey, similar to the RAL indicated below.

Supplied with the cap not mounted.

	Black Code	Orange Code	Red Code	Blue Code	Yellow Code	Grey Code	D	H	d	d1	e	Body
 RAL 7021	119641307	119644307	119645307	119642307	119643307	119649307	40	30	M6	37	10	Black
 RAL 2004	119641308	119644308	119645308	119642308	119643308	119649308	40	30	M8	37	14	Black
 RAL 3001	119651309	119654309	119655309	119652309	119653309	119659309	50	37	M8	46	14	Black
 RAL 5005	119651310	119654310	119655310	119652310	119653310	119659310	50	37	M10	46	17	Black
 RAL 1021												
 RAL 7038												

1196T CONTACT T WITH THREADED STUD









Treated threaded steel stud.

PA: Black reinforced polyamide.

Caps in the following colours: black, orange, red, blue, yellow and grey, similar to the RAL indicated below.

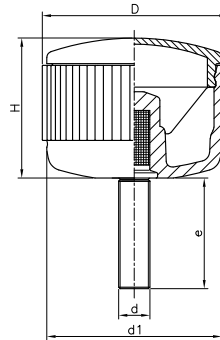
Supplied with the cap not mounted.

	Black Code	Orange Code	Red Code	Blue Code	Yellow Code	Grey Code	D	H	d1	d	e	Body
 RAL 7021	119641501	119644501	119645501	119642501	119643501	119649501	40	30	37	M6	15	Black
 RAL 2004	119641503	119644503	119645503	119642503	119643503	119649503	40	30	37	M6	30	Black
 RAL 3001	119641504	119644504	119645504	119642504	119643504	119649504	40	30	37	M6	40	Black
 RAL 5005	119641505	119644505	119645505	119642505	119643505	119649505	40	30	37	M8	15	Black
 RAL 1021	119641507	119644507	119645507	119642507	119643507	119649507	40	30	37	M8	33	Black
 RAL 7038	119641509	119644509	119645509	119642509	119643509	119649509	40	30	37	M8	47	Black
	119641510	119644510	119645510	119642510	119643510	119649510	40	30	37	M10	20	Black
	119641511	119644511	119645511	119642511	119643511	119649511	40	30	37	M10	33	Black
	119641512	119644512	119645512	119642512	119643512	119649512	40	30	37	M10	44	Black
	119651501	119654501	119655501	119652501	119653501	119659501	50	37	46	M8	15	Black
	119651502	119654502	119655502	119652502	119653502	119659502	50	37	46	M8	27	Black
	119651503	119654503	119655503	119652503	119653503	119659503	50	37	46	M8	40	Black
	119651504	119654504	119655504	119652504	119653504	119659504	50	37	46	M10	20	Black
	119651505	119654505	119655505	119652505	119653505	119659505	50	37	46	M10	33	Black
	119651506	119654506	119655506	119652506	119653506	119659506	50	37	46	M10	50	Black
	119651507	119654507	119655507	119652507	119653507	119659507	50	37	46	M12	40	Black
	119651508	119654508	119655508	119652508	119653508	119659508	50	37	46	M12	60	Black

1196T CONTACT T WITH THREADED SS STUD



INOX
Stainless
Steel









Threaded stainless-steel A2 stud.


PA: Black reinforced polyamide.

Caps in the following colours: black, orange, red, blue, yellow and grey, similar to the RAL indicated below.

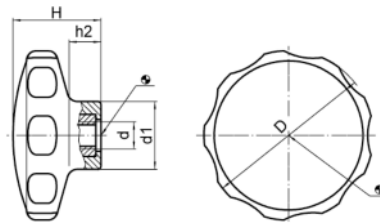
Supplied with the cap not mounted.

	Black Code	Orange Code	Red Code	Blue Code	Yellow Code	Grey Code	D	H	d1	d	e	Body
 RAL 7021	119641524	119644524	119645524	119642524	119643524	119649524	40	30	37	M6	10	Black
 RAL 2004	119641525	119644525	119645525	119642525	119643525	119649525	40	30	37	M6	20	Black
 RAL 3001	119641526	119644526	119645526	119642526	119643526	119649526	40	30	37	M8	16	Black
 RAL 5005	119641527	119644527	119645527	119642527	119643527	119649527	40	30	37	M8	25	Black
 RAL 1021	119651520	119654520	119655520	119652520	119653520	119659520	50	37	46	M8	20	Black
 RAL 7038	119651521	119654521	119655521	119652521	119653521	119659521	50	37	46	M10	25	Black

3813K STAR KNOB K SS THREADED NUT








INOX
Stainless
Steel



Stainless steel nut.

PA: Polyamide.

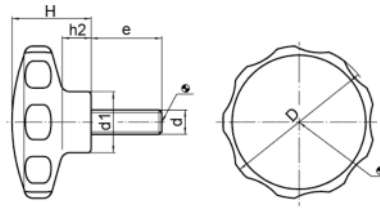
 RAL 9005
 RAL 9019
 RAL 2004
 RAL 5025
 RAL 1016

Black Code	Orange Code	Red Code	Blue Code	Yellow Code	D	d	d1	H	h2	Body
381300030	381300031	381300032	381300033	381300034	30	M4	14	19	7	Black
381300035	381300036	381300037	381300038	381300039	30	M5	14	19	7	Black
381300040	381300041	381300042	381300043	381300044	40	M5	16.5	22	9	Black
381300045	381300046	381300047	381300048	381300049	40	M6	16.5	22	9	Black
381300050	381300051	381300052	381300053	381300054	50	M6	22	26	10	Black
381300055	381300056	381300057	381300058	381300059	50	M8	22	26	10	Black
381300060	381300061	381300062	381300063	381300064	62	M8	22	35	13	Black
381300065	381300066	381300067	381300068	381300069	62	M10	22	35	13	Black

3813T STAR KNOB T SS SCREW



INOX
Stainless Steel



Stainless steel screw.
PA: Polyamide.

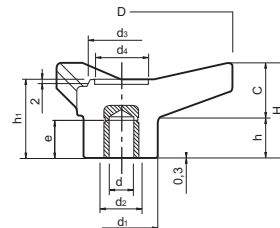
	RAL 9005
	RAL 9019
	RAL 2004
	RAL 5025
	RAL 1016

Black Code	White Code	Orange Code	Yellow Code	Blue Code	D	d	e	d1	H	h2	Body
381300110	381300111	381300112	381300113	381300114	30	M4	14	14	19	7	Black
381300140	381300141	381300142	381300143	381300144	30	M4	28	14	19	7	Black
381300150	381300151	381300152	381300153	381300154	30	M5	10	14	19	7	Black
381300180	381300181	381300182	381300183	381300184	30	M5	23	14	19	7	Black
381300250	381300251	381300252	381300253	381300254	40	M6	14	16,5	22	9	Black
381300270	381300271	381300272	381300273	381300274	40	M6	23	16,5	22	9	Black
381300290	381300291	381300292	381300293	381300294	40	M6	38	16,5	22	9	Black
381300350	381300351	381300352	381300353	381300354	50	M8	18	22	26	10	Black
381300380	381300381	381300382	381300383	381300384	50	M8	38	22	26	10	Black
381300450	381300451	381300452	381300453	381300454	62	M10	23	22	35	13	Black
381300480	381300481	381300482	381300483	381300484	62	M10	48	22	35	13	Black

4701K 3L THREE PRONG KNOB K WITH THREADED INSERT



Brass insert.
PA: Reinforced polyamide.

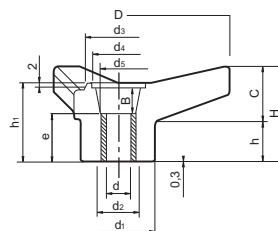


Code	D	H	d	d2	d3	d1	d4	h	h1	C	e	Color
470104301	45	21	M6	-	14.5	16	10	10	17.5	11	9	Black
470106301	65	28	M8	-	21	22	15	12	23	16	11	Black
470108301	85	36	M10	18	27	30	20	15	30	21	14	Black
470110301	105	45	M12	20	32	35	24	19	37	26	17	Black
470112301	125	53	M12	26	40	42	27	22.5	44	30.5	18	Black

4701D 3L THREE PRONG KNOB D WITH THREADED THROUGH-HOLE INSERT

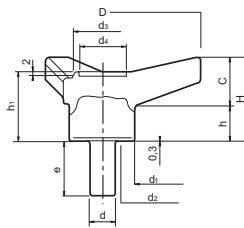


Brass insert, drilled-out.
PA: Reinforced polyamide.



Code	D	H	d	d2	d3	d1	d4	h	h1	C	d5	B	e	Color
470104401	45	21	M6	-	14.5	16	10	10	17.5	11	10	5	12.5	Black
470106401	65	28	M8	-	21	22	15	12	23	16	12	8.5	15.5	Black
470108401	85	36	M10	18	27	30	20	15	30	21	14	12	13.5	Black
470110401	105	45	M12	20	32	35	24	19	37	26	17	16	23	Black
470112401	125	53	M12	26	40	42	27	22.5	44	30.5	24	12	31	Black

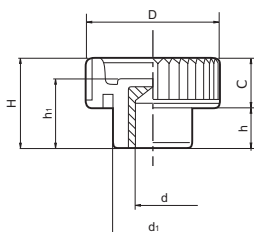
4701T 3L THREE PRONG KNOB T WITH THREADED STUD



Treated steel stud.
PA: Reinforced polyamide.

Code	D	H	d	d2	d3	d1	d4	h	h1	C	e	Color
470104501	45	21	M6	-	14.5	16	10	10	17.5	11	25	Black
470106501	65	28	M8	-	21	22	15	12	23	16	30	Black
470108501	85	36	M10	18	27	30	20	15	30	21	40	Black
470110501	105	45	M12	20	32	35	24	19	37	26	50	Black
470112501	125	53	M12	26	40	42	27	22.5	44	30.5	50	Black

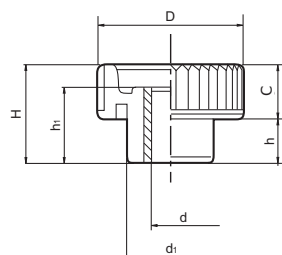
4702K TMP KNURLED THUMB KNOB K WITH THREADED INSERT



Code	D	H	d	d1	C	h	h1	Color
470221301	21	15	M5	13	8.5	6.5	12.5	Black
470226301	26	18	M6	16	9.5	8.5	15	Black
470233301	33	23	M8	20	12.5	10.5	18	Black
470240301	40	28	M10	25	15.5	12.5	22	Black
470240302	40	28	M12	25	15.5	12.5	22	Black

Female brass insert.
PA: Polyamide.

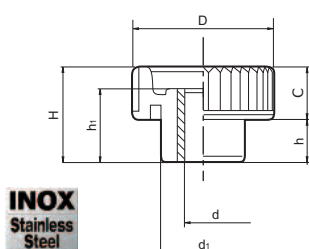
4702D TMP KNURLED THUMB KNOB D WITH THREADED THROUGH-HOLE INSERT



Code	D	H	d	d1	C	h	h1	Color
470215401	15	10	M4	10	5.5	4.5	8.5	Black
470221401	21	15	M5	13	8.5	6.5	12.5	Black
470226401	26	18	M6	16	9.5	8.5	15	Black
470233401	33	23	M8	20	12.5	10.5	18	Black
470240401	40	28	M10	25	15.5	12.5	22	Black
470240402	40	28	M12	25	15.5	12.5	22	Black

Brass insert, drilled-out.
PA: Polyamide

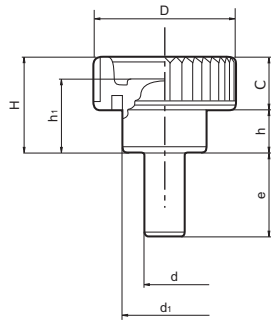
4702D TMP KNURLED THUMB KNOB D WITH THREADED THROUGH-HOLE SS INSERT



Code	D	H	d	d1	C	h	h1	Color
470215451	15	10	M4	10	5.5	4.5	8.5	Black
470221451	21	15	M5	13	8.5	6.5	12.5	Black
470226451	26	18	M6	16	9.5	8.5	15	Black
470233451	33	23	M8	20	12.5	10.5	18	Black
470240451	40	28	M10	25	15.5	12.5	22	Black
470240452	40	28	M12	25	15.5	12.5	22	Black

Stainless steel (AISI 303)
insert, drilled-out.
PA: Polyamide.

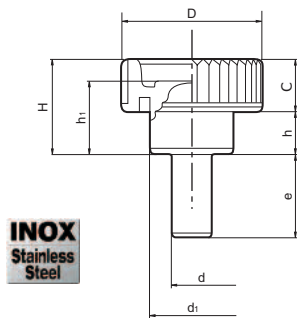
4702T TMP KNURLED THUMB KNOB T WITH THREADED STUD



Code	D	H	d	d1	C	h	h1	e	Color
470215501	15	10	M4	10	5.5	4.5	8.5	10	Black
470221501	21	15	M5	13	8.5	6.5	12.5	15	Black
470226501	26	18	M6	16	9.5	8.5	15	20	Black
470233501	33	23	M8	20	12.5	10.5	18	20	Black
470240501	40	28	M10	25	15.5	12.5	22	20	Black
470240502	40	28	M12	25	15.5	12.5	22	30	Black

Treated steel stud.
PA: Polyamide.

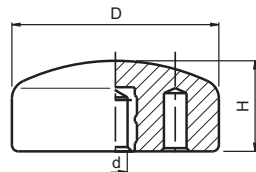

4702T TMP KNURLED THUMB KNOB T WITH THREADED SS STUD



Code	D	H	d	d1	C	h	h1	e	Color
470215551	15	10	M4	10	5.5	4.5	8.5	10	Black
470221551	21	15	M5	13	8.5	6.5	12.5	15	Black
470226551	26	18	M6	16	9.5	8.5	15	20	Black
470233551	33	23	M8	20	12.5	10.5	18	20	Black
470240551	40	28	M10	25	15.5	12.5	22	20	Black
470240552	40	28	M12	25	15.5	12.5	22	30	Black

Stainless steel stud (AISI 303).
PA: Polyamide.

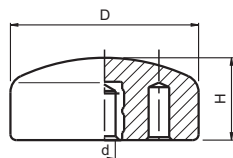

4721K ZN WING NUT K WITH THREADED INSERT



Code	D	H	d	Color
472103300	32	16	M5	Black
472103301	32	16	M6	Black
472103302	32	16	M8	Black
472104300	48	17	M6	Black
472104301	48	17	M8	Black

Female brass insert.
PA: Polyamide.
Other thread or plain hole on demand (min. 500 units).
For different colours, please ask.

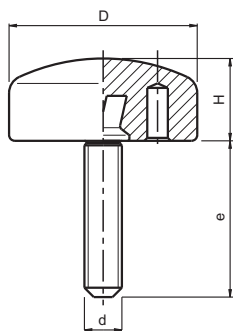
4721K ZN WING NUT K WITH THREADED SS INSERT



Code	D	H	d	Color
472103310	32	16	M5	Black
472103311	32	16	M6	Black
472103312	32	16	M8	Black
472104310	48	17	M8	Black

Female stainless steel (AISI 303) insert.
PA: Polyamide.
Other thread or plain hole on demand (min. 500 units).
For different colours, please ask.

4721T ZN WING NUT T WITH THREADED STUD



Code	D	H	d	e	Color
472103504	32	16	M6	16	Black
472103501	32	16	M6	25	Black
472103506	32	16	M6	40	Black
472104501	48	17	M8	16	Black
472104502	48	17	M8	25	Black
472104503	48	17	M8	40	Black

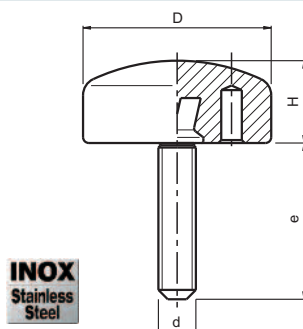
Treated steel stud.

PA: Polyamide.

Other stud lengths on demand (min. 500 units).

For different colours, please ask.

4721T ZN WING NUT T WITH THREADED SS STUD



Code	D	H	d	e	Color
472103508	32	16	M6	16	Black
472103509	32	16	M6	25	Black
472104504	48	17	M8	20	Black
472104520	48	17	M8	40	Black

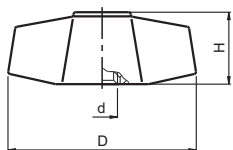
Stainless steel (AISI 303) stud.

PA: Polyamide.

Other stud lengths on demand (min. 500 units).

For different colours, please ask.

4723K VZ WING NUT K WITH THREADED INSERT

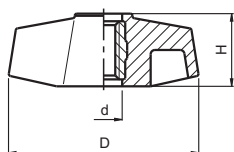


Code	D	H	d	Color
472305301	45	17	M8	Black
472305302	45	17	M10	Black

Female brass insert.

PA: Polyamide.

4723D VZ WING NUT D WITH THREADED THROUGH-HOLE INSERT



Code	D	H	d	Color
472305402	45	17	M6	Black
472305401	45	17	M8	Black

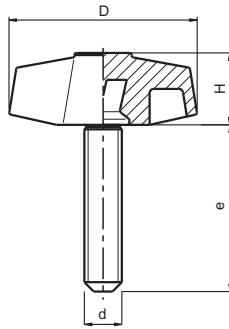
Zinc-plated steel insert, drilled out.

PA: Polyamide.

4723T VZ WING NUT T WITH THREADED STUD



Treated steel stud.
PA: Polyamide.



Code	D	H	d	e	Color
472305501	45	17	M8	30	Black
472305512	45	17	M10	30	Black

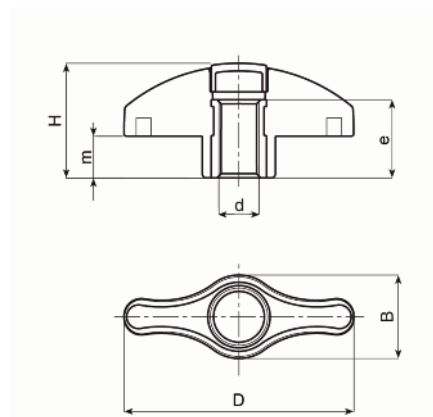
4760K WING NUT TP K WITH THREADED INSERT



RAL 7035
RAL 2004
RAL 9011
RAL 3000
RAL 5015
RAL 1021
RAL 6024

Brass threaded insert.
PA: Black reinforced polyamide.
Caps on the following colours: grey, orange, black, red, blue, yellow and green, similar to the RAL indicated.

(*) 100u. minimum order quantity.

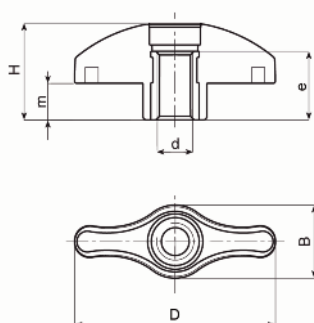


Grey Code	Orange Code	Black Code	Red Code*	Blue Code*	Yellow Code*	Green Code*	D	H	B	d	e	m	Body
476049301	476044301	476041301	476045301	476042301	476043301	476046301	44	22	16	M5	15	8	Black
476049302	476044302	476041302	476045302	476042302	476043302	476046302	44	22	16	M6	15	8	Black
476059302	476054302	476051302	476055302	476052302	476053302	476056302	52	26	19	M6	18	9.5	Black
476059303	476054303	476051303	476055303	476052303	476053303	476056303	52	26	19	M8	18	9.5	Black
476069303	476064303	476061303	476065303	476062303	476063303	476066303	67	32.5	24	M10	18	11	Black
476069304	476064304	476061304	476065304	476062304	476063304	476066304	67	32.5	24	M12	18	11	Black

4760D WING NUT TP D WITH THREADED THROUGH-HOLE INSERT



Brass threaded through hole insert.
PA: Black reinforced polyamide.

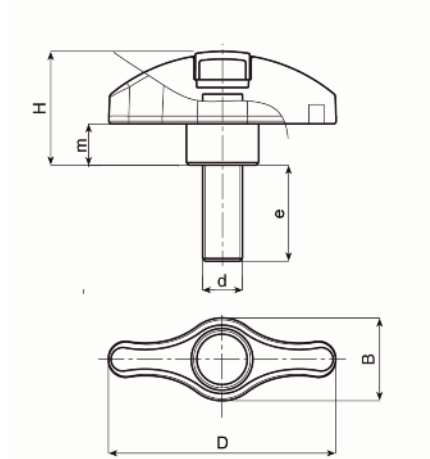


Code	D	H	B	d	e	m	Color
476044401	44	21,5	16	M5	15	8	Black
476044402	44	21,5	16	M6	15	8	Black
476052402	52	25,5	19	M6	18	9,5	Black
476052403	52	25,5	19	M8	18	9,5	Black
476067403	67	32	24	M10	18	11	Black
476067404	67	32	24	M12	18	11	Black

4760T WING NUT TP T WITH THREADED STUD



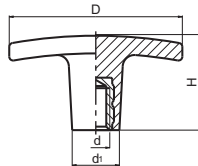
	RAL 7035
	RAL 2004
	RAL 9011
	RAL 3000
	RAL 5015
	RAL 1021
	RAL 6024



Treated threaded steel stud.
PA: Black reinforced polyamide.
Caps on the following colours: grey, orange, black, red, blue, yellow and green, similar to the RAL indicated.
(*) 100u. minimum order quantity.

Grey Code	Orange Code	Black Code	Red Code*	Blue Code*	Yellow Code*	Green Code*	D	H	B	d	e	m	Body
476049501	476044501	476041501	476045501	476042501	476043501	476046501	44	22	16	M5	16	8	Black
476049502	476044502	476041502	476045502	476042502	476043502	476046502	44	22	16	M5	25	8	Black
476049503	476044503	476041503	476045503	476042503	476043503	476046503	44	22	16	M6	16	8	Black
476049504	476044504	476041504	476045504	476042504	476043504	476046504	44	22	16	M6	25	8	Black
476059501	476054501	476051501	476055501	476052501	476053501	476056501	52	26	19	M6	40	9.5	Black
476059502	476054502	476051502	476055502	476052502	476053502	476056502	52	26	19	M8	20	9.5	Black
476059503	476054503	476051503	476055503	476052503	476053503	476056503	52	26	19	M8	40	9.5	Black
476069501	476064501	476061501	476065501	476062501	476063501	476066501	67	32.5	24	M10	25	11	Black
476069502	476064502	476061502	476065502	476062502	476063502	476066502	67	32.5	24	M10	50	11	Black
476069503	476064503	476061503	476065503	476062503	476063503	476066503	67	32.5	24	M12	25	11	Black
476069504	476064504	476061504	476065504	476062504	476063504	476066504	67	32.5	24	M12	50	11	Black

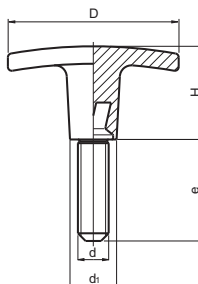
4725K T HANDLE K WITH THREADED INSERT



Code	D	H	d	d1	Color
472505301	50	24	M5	14	Black
472506301	60	32	M6	16	Black
472507301	72	32	M8	18	Black

Female brass insert.
PA: Polyamide.

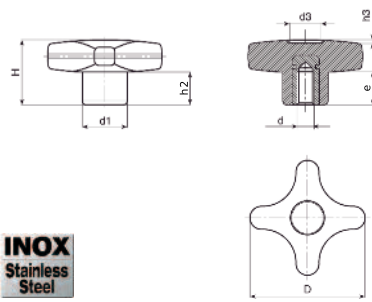
4725T T HANDLE T WITH THREADED STUD



Code	D	H	d	d1	e	Color
472505501	50	24	M5	14	20	Black
472506501	60	32	M6	16	25	Black
472507501	72	32	M8	18	35	Black

Treated steel stud.
PA: Polyamide.

4758K CROSS KNOB K WITH THREADED SS INSERT

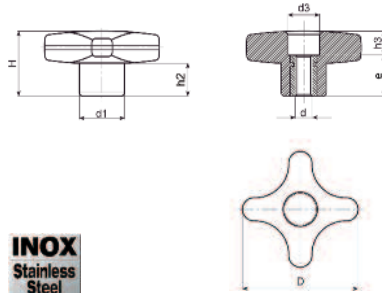


INOX
Stainless
Steel

Code	D	H	d	e	d1	d3	h2	h3	Color
475803351	32	23	M5	14	15	11	12	1.5	Black
475803352	32	23	M6	9	15	11	12	1.5	Black
475804351	40	24.5	M6	16	16	13	12.5	1.5	Black
475804352	40	24.5	M8	14	16	13	12.5	1.5	Black
475805351	50	29	M8	14	20	14	15	2	Black
475805352	50	29	M10	14	20	14	15	2	Black
475806352	60	34	M12	18	24	18	18.5	2	Black

Stainless steel female threaded insert.
PA: Polyamide.

4758D CROSS KNOB D WITH THREADED THROUGH-HOLE SS INSERT

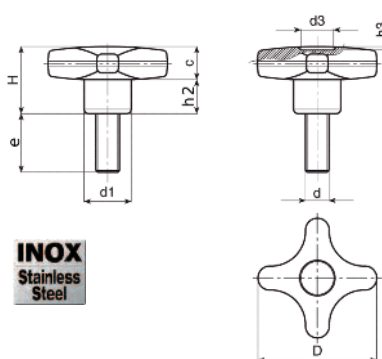


INOX
Stainless
Steel

Code	D	H	d	e	d1	d3	h2	h3	Color
475803451	32	23	M5	18	15	10	11	5	Black
475803452	32	23	M6	18	15	10	11	5	Black
475804451	40	24.5	M6	18	16	12	12.5	6,5	Black
475804452	40	24.5	M8	18	16	12	12.5	6,5	Black
475805451	50	29	M8	18	20	14	15	11	Black
475805452	50	29	M10	18	20	14	15	11	Black
475806452	60	34	M12	18	24	16	18.5	16	Black

Stainless steel drilled-out
insert, threaded.
PA: Polyamide.

4758T CROSS KNOB T WITH THREADED SS STUD



INOX
Stainless
Steel

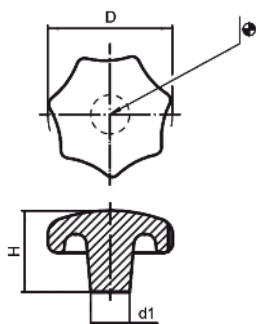
Code	D	H	d	e	d1	d3	h2	h3	Color
475803551	32	23	M5	20	15	9	11	1.5	Black
475803553	32	23	M5	40	15	9	11	1.5	Black
475803555	32	23	M6	20	15	9	11	1.5	Black
475803557	32	23	M6	30	15	9	11	1.5	Black
475804551	40	24.5	M6	20	17	12	12.5	1	Black
475804553	40	24.5	M6	40	17	12	12.5	1	Black
475804554	40	24.5	M8	20	17	12	12.5	1	Black
475804556	40	24.5	M8	40	17	12	12.5	1	Black
475805551	50	29	M8	20	20	14.5	15	1.5	Black
475805553	50	29	M8	40	20	14.5	15	1.5	Black
475805554	50	29	M10	20	20	14.5	15	1.5	Black
475805556	50	29	M10	40	20	14.5	15	1.5	Black
475806558	60	34	M12	20	24	18	18.5	1.5	Black
475806560	60	34	M12	40	24	18	18.5	1.5	Black

Threaded stainless steel stud.
PA: Polyamide.

3705F DIN 6336 F CAST IRON UNMACHINED



Fe: Cast iron, sandblasted.

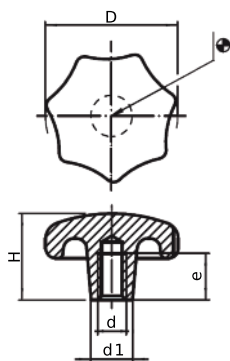


Code	D	H	d1
370503000	32	21	12
370504000	40	26	14
370505000	50	34	18
370506000	63	42	20
370508000	80	52	25

3705C DIN 6336 C CAST IRON WITH THREADED BLIND HOLE



Female threaded blind hole.
Fe: Cast iron, sandblasted.

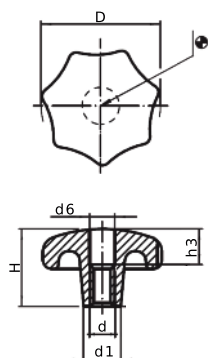


Code	D	H	d1	d	e
370500432	32	20	12	M6	12
370500440	40	25	14	M8	15
370500450	50	32	18	M10	18
370500463	63	40	20	M12	22
370500480	80	50	25	M16	28

3705E DIN 6336 E CAST IRON WITH THREADED DRILL OUT HOLE



Female thread drilled out.
Fe: Cast iron, sandblasted.

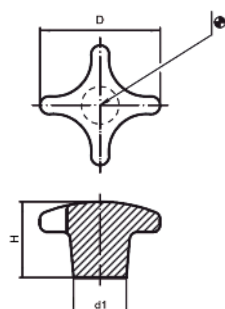


Code	D	H	d1	d6	d	h3
370500332	32	20	12	6,4	M6	10
370500340	40	25	14	8,4	M8	12
370500350	50	32	18	10,5	M10	16
370500363	63	40	20	13,0	M12	20
370500380	80	50	25	17,0	M16	30

3707F DIN 6335 F CAST IRON UNMACHINED

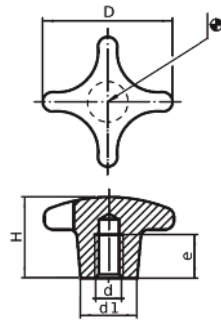


Fe: Cast iron, sandblasted.



Code	D	H	d1
370703000	32	21	12
370704000	40	26	14
370705000	50	34	18
370706000	63	42	20
370708000	80	52	25
370710000	100	65	32

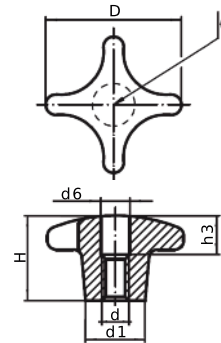
3707C DIN 6335 C CAST IRON WITH THREADED HOLE



Code	D	H	d1	d	e
370700432	32	20	12	M6	12
370700440	40	25	14	M8	15
370700450	50	32	18	M10	18
370700463	63	40	20	M12	22
370700480	80	50	25	M16	28
370700490	100	63	32	M20	36

Female threaded blind hole.
Fe: Cast iron, sandblasted.

3707E DIN 6335 E CAST IRON WITH THREADED DRILL OUT HOLE



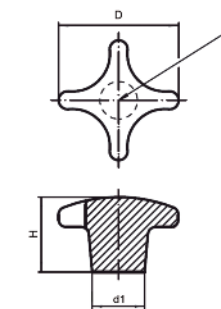
Code	D	H	d1	d6	d	h3
370700332	32	20	12	6,4	M6	10
370700340	40	25	14	8,4	M8	12
370700350	50	32	18	10,5	M10	16
370700363	63	40	20	13,0	M12	20
370700380	80	50	25	17,0	M16	30
370700390	100	63	32	21,0	M20	38

Female thread drilled out.
Fe: Cast iron, sandblasted.

3707F INOX DIN 6335 STAINLESS STEEL UNMACHINED



INOX
Stainless
Steel



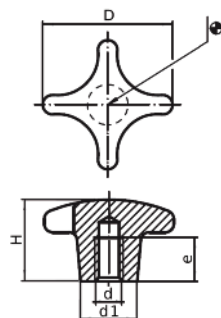
Code	D	H	d1
370710032	32	21	12
370710040	40	26	14
370710050	50	34	18
370710053	63	42	20

SS: Stainless Steel 1.4305,
dull blasted.

3707C INOX DIN 6335 STAINLESS STEEL WITH THREADED HOLE



INOX
Stainless
Steel



Code	D	H	d1	d	e
370710432	32	20	12	M6	12
370710440	40	25	14	M8	15
370710450	50	32	18	M10	18
370710463	63	40	20	M12	22

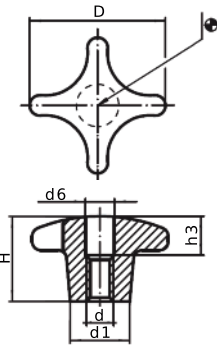
Female threaded blind hole.
SS: Stainless Steel 1.4305,
dull blasted

**3707E
INOX**

DIN 6335 STAINLESS STEEL WITH THREADED DRILL OUT HOLE



INOX
Stainless
Steel

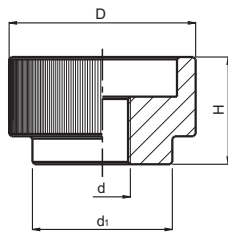



Code	D	H	d1	d6	d	h3
370710332	32	20	12	6,4	M6	10
370710340	40	25	14	8,4	M8	12
370710350	50	32	18	10,5	M10	16
370710363	63	40	20	13,0	M12	20

Female thread drilled out.
SS: Stainless Steel 1.4305,
dull blasted.

3709E

DIN 6303 E STEEL WITH THREADED DRILL OUT HOLE



Code	D	H	d	d1	Finish
370920105	20	12	M5	14	Blackened
370924106	24	14	M6	16	Blackened
370930108	30	17	M8	20	Blackened
370936110	36	20	M10	28	Blackened
370940112	40	24	M12	32	Blackened

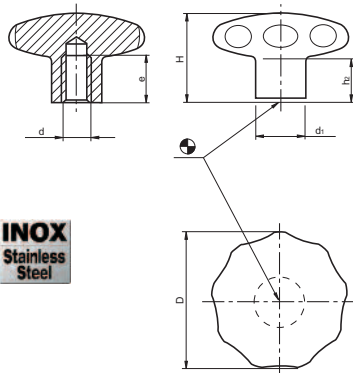
Female thread, drilled out.
Fe: Free cutting steel, blackened.

3711C

SOLID SS KNOB C WITH THREADED HOLE



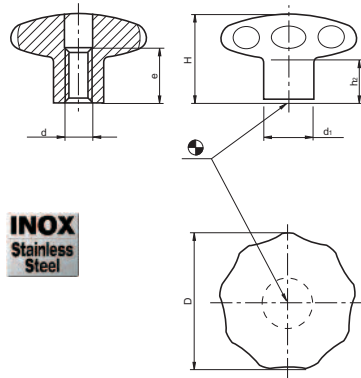

INOX
Stainless
Steel



Code	D	H	d1	e	d	h2	Finish
371100645	40	30,5	18	12	M6	15	Dull Blasted
371100646	40	30,5	18	12	M8	15	Dull Blasted
371100655	50	34,0	21	15	M8	17	Dull Blasted
371100656	50	34,0	21	15	M10	17	Dull Blasted
371100665	60	39,0	25	18	M10	18	Dull Blasted
371100666	60	39,0	25	18	M12	18	Dull Blasted

Female thread.
Inox: Stainless Steel 1.4305.
For all applications having high
hygienic requirements.

3711E SOLID SS KNOB E WITH THREADED DRILL OUT HOLE

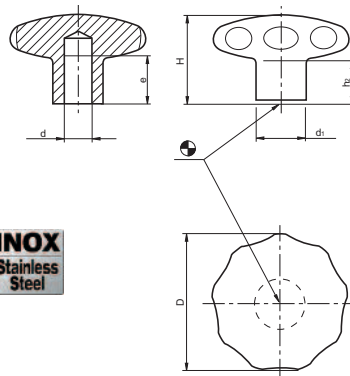


INOX
Stainless Steel

Female thread, drilled-out.
INOX: Stainless steel 1.4305.
For all applications having high hygienic requirements.

Code	D	H	d1	e	d	h2	Finish
371100644	40	30,5	18	13	M8	15	Dull Blasted
371100654	50	34,0	21	16	M10	17	Dull Blasted
371100664	60	39,0	25	20	M12	18	Dull Blasted

3711G SOLID SS KNOB G WITH SMOOTH HOLE

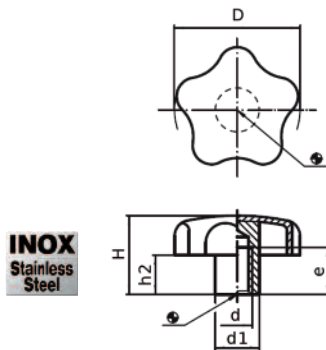


INOX
Stainless Steel

With smooth blind hole.
INOX: Stainless steel 1.4305.
For all applications having high hygienic requirements.

Code	D	H	d1	e	d	h2	Finish
371100643	40	30,5	18	12	8	15	Dull Blasted
371100653	50	34,0	21	15	10	17	Dull Blasted
371100663	60	39,0	25	18	12	18	Dull Blasted

3711C SS STAR KNOB C WITH THREADED HOLE

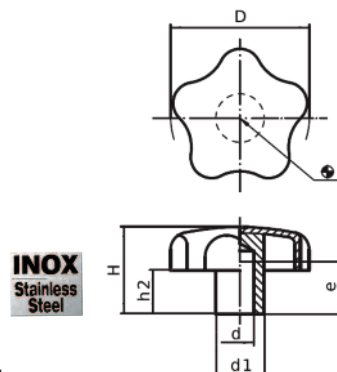


INOX
Stainless Steel

Female thread.
INOX: Stainless steel 1.4301.
Sheet-iron drawn with hub welded.

Code	D	H	d1	d	e	h2	Finish
371100440	40	25	14	M8	15	12,5	Dull Blasted
371100450	50	32	18	M10	18	17,5	Dull Blasted
371100460	60	40	20	M12	22	21,0	Dull Blasted

3711G SS STAR KNOB G WITH SMOOTH HOLE



INOX
Stainless Steel

With smooth blind hole (d H7).
Dimension e shows min. length.
INOX: Stainless steel 1.4301.
Sheet-iron drawn with hub welded.

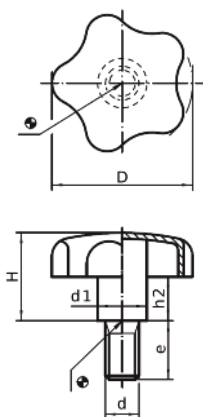
Code	D	H	d1	d	e	h2	Finish
371100240	40	25	14	8	15	12,5	Dull Blasted
371100250	50	32	18	10	18	17,5	Dull Blasted
371100260	60	40	20	12	22	21,0	Dull Blasted

3711T SS STAR KNOB T WITH THREADED STUD



INOX
Stainless
Steel

Threaded stud.
INOX: Stainless steel 1.4301.
Sheet-iron drawn with hub welded.

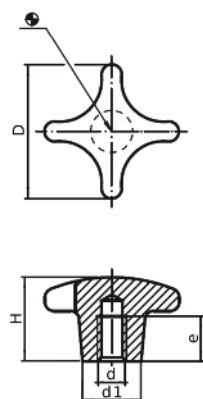


Code	D	H	d1	d	e	h2	Finish
371100140	40	24	14	M8	20	12,0	Dull Blasted
371100144	40	24	14	M8	40	12,0	Dull Blasted
371100150	50	30	18	M10	20	16,5	Dull Blasted
371100154	50	30	18	M10	40	16,5	Dull Blasted
371100160	60	37,5	20	M12	30	20,0	Dull Blasted
371100164	60	37,5	20	M12	50	20,0	Dull Blasted

3749C DIN 6335 C ALUMINIUM WITH THREADED HOLE



Female thread.
AL: Aluminium, polished.

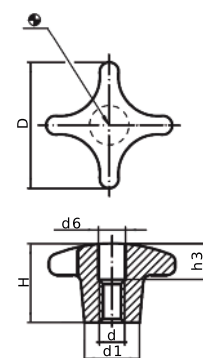


Code	D	H	d1	d	e	Finish
374900840	40	25	14	M8	15	Polished
374900850	50	32	18	M10	18	Polished
374900863	63	40	20	M12	22	Polished
374900880	80	50	25	M16	28	Polished

3749E DIN 6335 E ALUMINIUM WITH THREADED DRILL OUT HOLE



Female thread drilled out.
AL: Aluminium, polished.

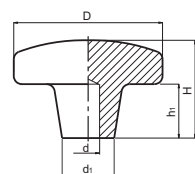


Code	D	H	d1	d	h3	d6	Finish
374900740	40	25	14	M8	12	8,4	Polished
374900750	50	32	18	M10	16	10,5	Polished
374900763	63	40	20	M12	20	13,0	Polished
374900780	80	50	25	M16	30	17,0	Polished

3323G DIN 6335 G ALUMINIUM WITH SMOOTH HOLE, POLISHED

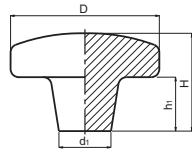


d= Smooth blind hole $\varnothing 6\pm 1$.
AL: Aluminium, polished.



Code	D	H	d1	h1	d	Finish
332304101	40	26	14	13	6 ± 1	Polished
332305101	50	34	18	17	6 ± 1	Polished
332306101	63	42	20	23	6 ± 1	Polished
332308101	80	52	25	29	6 ± 1	Polished

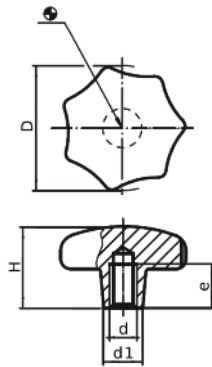
3323F DIN 6335 F ALUMINIUM UNMACHINED, NOT POLISHED



Code	D	H	d1	h1	Finish
332304201	40	25	14	12	Not Polished
332305201	50	32	18	17	Not Polished
332306201	63	40	20	23	Not Polished
332308201	80	50	25	28	Not Polished

AL: Aluminium, not polished.

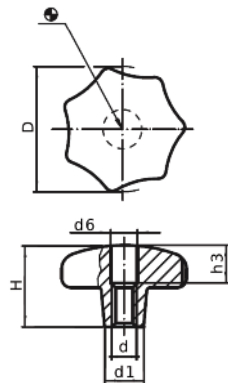
3753C DIN 6336 C ALUMINIUM WITH THREADED HOLE, POLISHED



Code	D	H	d1	d	e	Finish
375300840	40	25	14	M8	15	Polished
375300850	50	32	18	M10	18	Polished
375300863	63	40	20	M12	22	Polished
375300880	80	50	25	M16	28	Polished

Female threaded blind hole.
AL: Aluminium, polished.

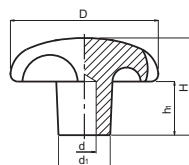
3753D DIN 6336 D ALUMINIUM WITH THREADED DRILL OUT HOLE



Code	D	H	d1	d6	d	h3	Finish
375300740	40	25	14	8	M8	15	Polished
375300750	50	32	18	10	M10	18	Polished
375300763	63	40	20	13	M12	22	Polished
375300780	80	50	25	17	M16	28	Polished

Female thread drilled out.
AL: Aluminium, polished.

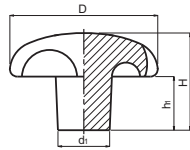
3320G DIN 6336 G ALUMINIUM WITH SMOOTH HOLE, POLISHED



Code	D	H	d1	h1	d	Finish
332004101	40	25	14	12	6±1	Polished
332005101	50	32	18	16	6±1	Polished
332006101	63	40	20	20	6±1	Polished
332008101	80	50	25	25	6±1	Polished

d= Smooth blind hole $\varnothing 6\pm 1$.
AL: Aluminium, polished.

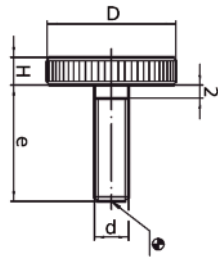
3320F DIN 6336 F ALUMINIUM UNMACHINED, NOT POLISHED



Code	D	H	d1	h1	Finish
332004201	40	25	14	13	Not Polished
332005201	50	32	18	16	Not Polished
332006201	63	40	20	20	Not Polished
332008201	80	50	25	24	Not Polished

AL:Aluminium, not polished.

3766T DIN 653 FLAT KNURLED THUMB SCREW



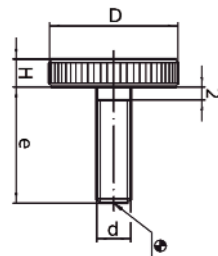
Code	D	H	d	e
376600073	12	2.5	M3	8
376600077	12	2.5	M3	16
376600093	16	3.5	M4	10
376600096	16	3.5	M4	16
376600113	20	4	M5	12
376600117	20	4	M5	20
376600134	24	5	M6	16
376600138	24	5	M6	25
376600154	30	6	M8	20
376600158	30	6	M8	30
376600174	36	8	M10	25
376600180	36	8	M10	40

Threaded stud.
Fe: Steel quality 5,8 blackened.

3766T SS DIN 653 FLAT KNURLED THUMB SCREW



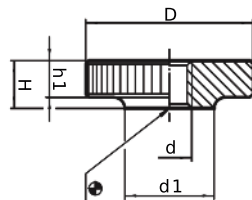

INOX
Stainless
Steel



Code	D	H	d	e
376600293	16	3.5	M4	10
376600296	16	3.5	M4	16
376600313	20	4	M5	12
376600317	20	4	M5	20
376600334	24	5	M6	16
376600338	24	5	M6	25
376600354	30	6	M8	20
376600358	30	6	M8	30
376600374	36	8	M10	25
376600380	36	8	M10	40

Threaded stud.
INOX: Stainless Steel 1.4305,
dull blasted.

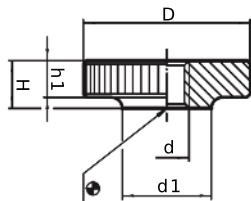
3768D DIN 467 FLAT KNURLED NUT



Code	D	H	d	d1	h1
376800030	12	3	M3	6	2.5
376800040	16	4	M4	8	3.5
376800050	20	5	M5	10	4
376800060	24	6	M6	12	5
376800080	30	8	M8	16	6
376800100	36	10	M10	20	8
376800120	40	12	M12	22	10

Female thread drilled out.
Fe: Steel quality 5 blackened.
DIN standards do not include
the item 376800120.

3768D SS DIN 467 FLAT KNURLED NUT

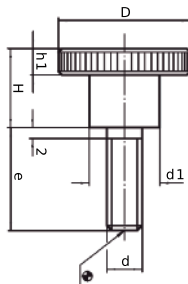


INOX
Stainless
Steel

Female thread drilled out.
INOX: Stainless Steel 1.4305,
dull blasted.

Code	D	H	d	d1	h1
376800230	12	3	M3	6	2.5
376800240	16	4	M4	8	3.5
376800250	20	5	M5	10	4
376800260	24	6	M6	12	5
376800280	30	8	M8	16	6
376800300	36	10	M10	20	8

3769T DIN 464 KNURLED THUMB SCREW



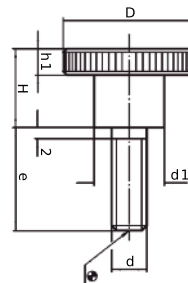
Threaded stud.
Fe: Steel quality 5,8 blackened.

Code	D	H	d	e	h1	d1
376900076	12	7.5	M3	10	2.5	6
376900079	12	7.5	M3	16	2.5	6
376900095	16	9.5	M4	10	3.5	8
376900098	16	9.5	M4	16	3.5	8
376900115	20	11.5	M5	12	4	10
376900119	20	11.5	M5	20	4	10
376900136	24	15	M6	16	5	12
376900142	24	15	M6	30	5	12
376900154	30	18	M8	16	6	16
376900160	30	18	M8	30	6	16
376900175	36	23	M10	25	8	20
376900181	36	23	M10	40	8	20

3769T SS DIN 464 KNURLED THUMB SCREW



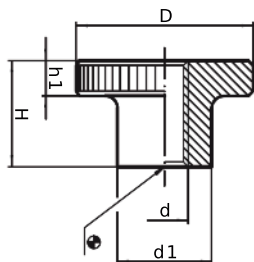

INOX
Stainless
Steel



Threaded stud.
INOX: Stainless Steel 1.4305, dull blasted.

Code	D	H	d	e	h1	d1
376900295	16	9.5	M4	10	3.5	8
376900298	16	9.5	M4	16	3.5	8
376900315	20	11.5	M5	12	4	10
376900319	20	11.5	M5	20	4	10
376900336	24	15	M6	16	5	12
376900342	24	15	M6	30	5	12
376900354	30	18	M8	16	6	16
376900360	30	18	M8	30	6	16

3772D DIN 466 KNURLED NUT



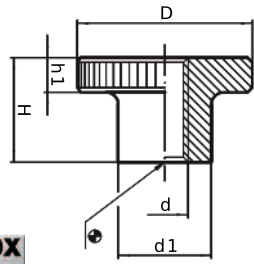
Female thread drilled out.
Fe: Steel quality 5 blackened.
DIN standards do not include
the item 377200120.

Code	D	H	d	d1	h1
377200030	12	7.5	M3	6	2.5
377200040	16	9.5	M4	8	3.5
377200050	20	11.5	M5	10	4
377200060	24	15	M6	12	5
377200080	30	18	M8	16	6
377200100	36	23	M10	20	8
377200120	40	25	M12	22	10

3772D SS DIN 466 KNURLED NUT



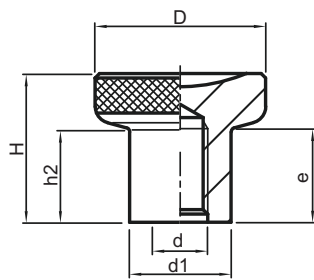
INOX
Stainless Steel



Code	D	H	d	d1	h1
377200240	16	9.5	M4	8	3.5
377200250	20	11.5	M5	10	4
377200260	24	15	M6	12	5
377200280	30	18	M8	16	6
377200300	36	23	M10	20	8

Female thread drilled out.
INOX: Stainless Steel 1.4305, dull blasted.

3882 KNOB TK STEEL, KNURLED



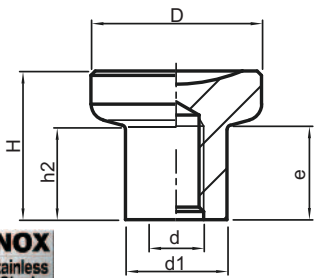
Code	D	H	h2	d	e	d1
388200023	21	18	10,5	M5	10	12,5
388200025	25	22,5	14	M6	12	14,5
388200028	31	27	17	M8	15	18,5
388200029	31	27	17	M10	17	18,5

Female threaded blind hole.
Fe: Steel, blackened.

3882 KNOB TK STAINLESS STEEL



INOX
Stainless Steel



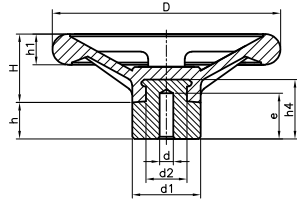
Code	D	H	h2	d	e	d1
388200103	21	18	10,5	M5	10	12,5
388200105	25	22,5	14	M6	12	14,5
388200108	31	27	17	M8	15	18,5
388200109	31	27	17	M10	17	18,5

Female threaded blind hole.
SS: Stainless Steel 1.4305, dull blasted.

Tecnodin **Handwheels**

Page		Page		Page	
39		42		47	
39		42		47	
39		42		48	
39		43		48	
40		43			
40		44			
40		45			
40		45			
41		46			
41		46			
41		46			
41		47			

1131S FOUR SPOKE S HANDWHEEL WITH SMOOTH HOLE HUB

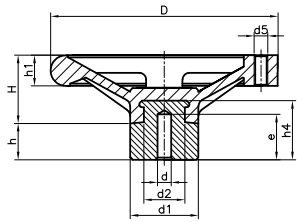


Code	D	H	d	e	d2	h4	d1	h	h1	Color
113110601	100	31	5,25	20	18	26	30	16	13,5	Black
113112601	125	37	8	25	28	32	40	22	14	Black
113115601*	150	50	10	30	30	55	50	30	18	Black
113117601	175	51	10	30	30	55	50	30	20	Black
113120601	200	70	10	30	30	55	50	30	26	Black
113130601*	300	98	10	30	34	60	60	18	30	Black

(*) 5 spokes.

Treated steel insert.
PF: Black Duroplast FS 31 DIN 7708.

1131Sa FOUR SPOKE Sa HANDWHEEL WITH SMOOTH HOLE HUB AND THREADED SEAT FOR HANDLE

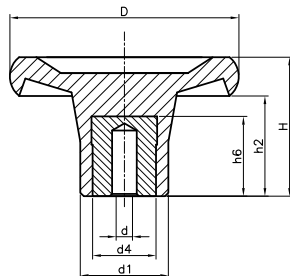


Code	D	H	d	e	d2	h4	d1	h	h1	d5	Color
113110651	100	31	5,25	20	22	26	30	16	13,5	M6	Black
113112651	125	37	8	25	28	32	40	22	14	M6	Black
113115651*	150	50	10	30	30	55	50	30	18	M8	Black
113117651	175	51	10	30	30	55	50	30	20	M10	Black
113120651	200	70	10	30	30	55	50	30	26	M12	Black

(*) 5 spokes.

Treated steel insert.
Threaded hole for fixed and giratory handles codes 1141, 1136 and 1137.
PF: Black Duroplast FS 31 DIN 7708.

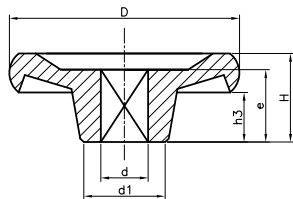
1132H SOLID H HANDWHEEL WITH SMOOTH HOLE INSERT



Code	D	H	d	d1	h2	h6	d4	Color
113204301	45	26,5	5,25	20	17	17	14	Black
113206302	65	31	5,25	25	20	22	18	Black
113208302	80	38	5,25	30	25	22	18	Black

Treated steel insert.
PF: Black Duroplast FS 31 DIN 7708.

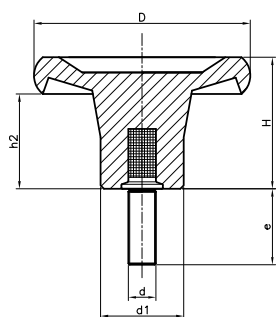
1132P SOLID P HANDWHEEL WITH SQUARE HOLE



Code	D	H	d	e	h3	d1	Color
113206401	65	20	10x10	15	11	26	Black
113208401	80	21	10x10	15	9	34	Black
113210401	100	23	10x10	15	5	44	Black
113212401	125	31	12x12	21	10	40	Black
113215401	150	32	12x12	21	7	50	Black

Moulded square hole.
PF: Black Duroplast FS 31 DIN 7708.

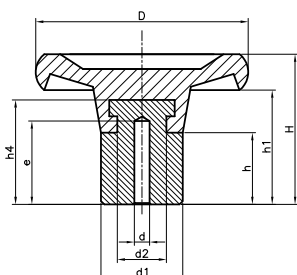
1132T SOLID T HANDWHEEL WITH THREADED STUD



Code	D	H	d	e	d1	h2	Color
113204501	45	26	M8	27	20	16	Black
113206506	65	30	M10	33	25	19	Black
113208502	80	37	M12	40	30	24	Black

Treated threaded steel stud.
PF: Black Duroplast FS 31 DIN 7708.

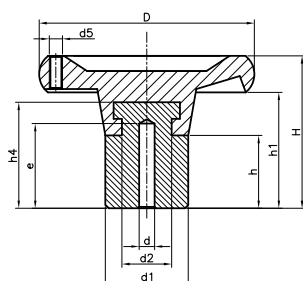
1132S SOLID S HANDWHEEL WITH SMOOTH HOLE HUB



Code	D	H	d	e	d2	h4	d1	h	h1	Color
113204601	45	33	5,25	20	11	20	20	24	21	Black
113206601	65	39	5,25	22	19	29	25	24	28	Black
113208601	80	43	5,25	20	18	26	30	24	31	Black
113210601	100	52	8	25	28	32	40	25	34	Black
113212601	125	64	8	25	28	32	40	25	43	Black
113215601	150	82	10	30	35	50	50	30	57	Black
113217601	175	84	10	30	35	50	50	30	64	Black
113220601	200	86	10	30	35	50	50	30	64	Black

Treated steel insert.
PF: Black Duroplast FS 31 DIN 7708.

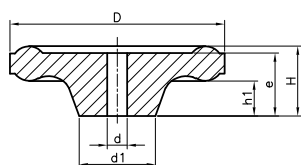
1132Sa SOLID Sa HANDWHEEL WITH SMOOTH HOLE HUB AND THREADED SEAT FOR HANDLE



Code	D	H	d	e	d2	h4	d1	h	h1	d5	Color
113210651	100	52	8	25	28	32	40	25	34	M6	Black
113212651	125	64	8	25	28	32	40	25	43	M8	Black
113215651	150	82	10	30	35	50	50	30	57	M10	Black
113217651	175	84	10	30	35	50	50	30	64	M10	Black
113220651	200	86	10	30	35	50	50	30	64	M12	Black

Treated steel insert.
Threaded hole for fixed and giratory handles codes 1141, 1136 and 1137.
PF: Black Duroplast FS 31 DIN 7708.

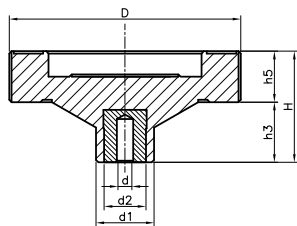
1173 Q HANDWHEEL WITH SQUARE HOLE



Code	D	H	d	e	d1	h1	Color
117335201	35	15	5x5	13	13	9	Black
117350201	50	22	7x7	17	21	10	Black
117361201	61	20	7x7	18	21	10	Black
117371201	71	24	7x7	22	27	12	Black
117371202	71	24	8x8	22	27	12	Black

Square hole.
PF: Black Duroplast FS 31 DIN 7708.

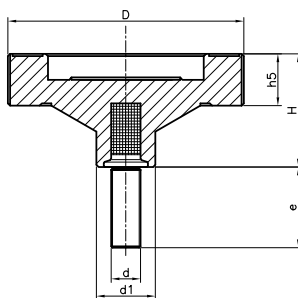
1183H SIX H HANDWHEEL WITH SMOOTH HOLE INSERT



Code	D	H	d	d1	d2	h5	h3	Color
118306301	65	36	5,25	25	18	15	22	Black
118308301	80	38	5,25	25	18	16	22	Black

Treated steel insert.
PF: Black Duroplast FS 31 DIN 7708.

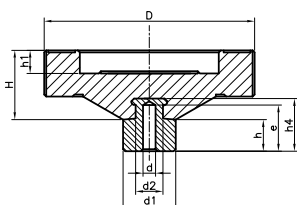

1183T SIX T HANDWHEEL WITH THREADED STUD



Code	D	H	d	e	d1	h5	Color
118306501	65	37	M10	33	25	15	Black
118308502	80	38	M12	40	25	16	Black

Treated threaded steel stud.
PF: Black Duroplast FS 31 DIN 7708.

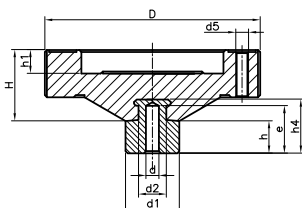
1183S SIX S HANDWHEEL WITH SMOOTH HOLE HUB



Code	D	H	d	d1	d2	e	h1	h4	h	Color
118306601	65	30	5,25	25	19	15	10	29	15	Black
118308601	80	30	5,25	25	19	15	10	29	15	Black
118310601	100	33	5,25	25	19	15	11	29	15	Black
118313601	130	33	5,25	30	18	20	11	26	16	Black

Treated steel insert.
PF: Black Duroplast FS 31 DIN 7708.

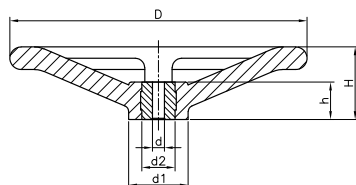
1183Sa SIX Sa HANDWHEEL WITH SMOOTH HOLE HUB AND THREADED SEAT FOR HANDLE



Code	D	H	d	d1	d2	d5	e	h1	h4	h	Color
118310651	100	33	5,25	25	19	M6	15	11	29	15	Black
118313651	130	33	5,25	30	18	M8	20	11	26	16	Black

Treated steel insert.
Threaded hole for fixed and revolving handle codes 1141, 1136 and 1137.
PF: Black Duroplast FS 31 DIN 7708.

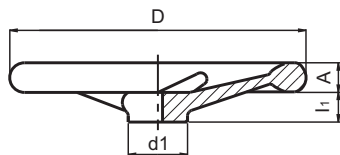
1184D* VALVE D* HANDWHEEL WITH SMOOTH HOLE INSERT



Treated steel insert.
PF: Black Duroplast FS 31 DIN 7708.

Code	D	H	d1	d	d2	h	Color
118412401	128	38	30	10	20	21	Black
118415401	150	61	34	10	25	31	Black
118416401	160	50	35	10	25	31	Black
118420401	200	54	48	10	25	31	Black
118425401	250	61	50	10	25	31	Black

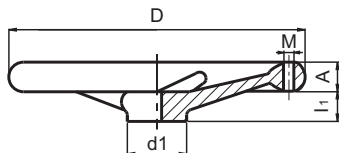
3301G* DIN 950-A4 ALUMINIUM G*



AL: Aluminium, polished.
Central Bore Ø 5 to 10 mm.
Available with keyway. Please ask.

Code	D	d1	l1	A	Nº spokes	Finish
330108101	80	24	16	14	3	Polished
330110101	100	26	17	15	3	Polished
330112101	125	29	18	16	3	Polished
330114101	140	30	19	17	3	Polished
330116101	160	37	20	18	3	Polished
330118101	180	38	22	20	3	Polished
330120101	200	42	24	22	3	Polished
330122101	225	44	26	24	5	Polished
330125101	250	53	28	26	5	Polished
330128101	280	56	30	26	5	Polished
330131101	315	57	33	28	5	Polished
330136101	360	70	35	30	5	Polished
330140101	400	70	38	32	5	Polished
330150101	500	79	45	34	5	Polished
330156101	560	102	50	36	5	Polished

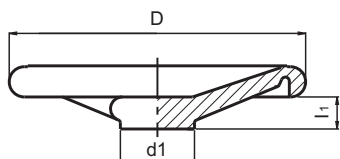
3301G*a DIN 950-A4 ALUMINIUM G*a



AL: Aluminium, polished.
Central Bore Ø 5 to 10 mm.
M: Thread for handle, recommended codes:
3310, 3311, 3312 or 3313.
Available with keyway. Please ask.

Code	D	d1	l1	A	Nº spokes	M	Finish
330108151	80	24	16	14	3	M6	Polished
330110151	100	26	17	15	3	M6	Polished
330112151	125	29	18	16	3	M8	Polished
330114151	140	30	19	17	3	M8	Polished
330116151	160	37	20	18	3	M10	Polished
330118151	180	38	22	20	3	M10	Polished
330120151	200	42	24	22	3	M10	Polished
330122151	225	44	26	24	5	M10	Polished
330125151	250	53	28	26	5	M12	Polished
330128151	280	56	30	26	5	M12	Polished
330131151	315	57	33	28	5	M12	Polished
330136151	360	70	35	30	5	M12	Polished
330140151	400	70	38	32	5	M16	Polished
330150151	500	79	45	34	5	M16	Polished
330156151	560	102	50	36	5	M16	Polished

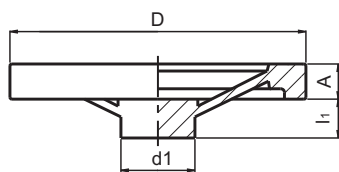
3304G* HR-RI ALUMINIUM HANDWHEEL G*



AL: Aluminium, not polished.
Central bore Ø 5 to 10 mm. Rim slightly polished.
On the surface is written: OUVERT - FERME, OPEN - CLOSED.

Code	D	d1	l1	Nº spokes	Finish
330410101	100	27	17	3	Not Polished
330412101	125	39	17	3	Not Polished
330414101	140	37	18	3	Not Polished
330416101	160	38	20	3	Not Polished
330420101	200	38	24	3	Not Polished
330422101	225	55	26	5	Not Polished
330425101	250	54	28	5	Not Polished
330431101	315	60	30	5	Not Polished
330440101	400	70	27	5	Not Polished
330450101	500	80	27	5	Not Polished

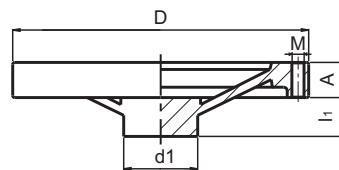
3305G* ZPK 2 SPOKE ALUMINIUM HANDWHEEL G*



Code	D	d1	l1	A	Finish
330508101	80	20	16	14	Polished
330510101	100	25	17	15	Polished
330512101	125	35.5	18	17	Polished
330514101	140	37	19	19	Polished
330516101	160	39	20	18	Polished
330518101	180	41	22	21	Polished
330520101	200	47	24	22	Polished
330525101	250	50	28	25	Polished
330532101	315	57	33	30	Polished

Al: Aluminium, polished.
 Central bore \varnothing 5 to 10 mm.
 Available with keyway. Please ask.

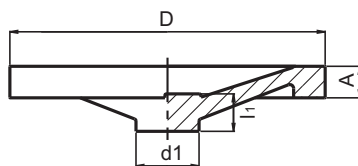
3305G*a ZPK 2 SPOKE ALUMINIUM HANDWHEEL G*a WITH SEAT FOR HANDLE



Code	D	d1	l1	A	M	Finish
330508151	80	20	16	14	M6	Polished
330510151	100	25	17	15	M6	Polished
330512151	125	35.5	18	17	M8	Polished
330514151	140	37	19	19	M8	Polished
330516151	160	39	20	18	M10	Polished
330518151	180	41	22	21	M10	Polished
330520151	200	47	24	22	M10	Polished
330525151	250	50	28	25	M12	Polished
330532151	315	57	33	30	M12	Polished

Al: Aluminium, polished.
 Central bore \varnothing 5 to 10 mm.
 M= thread for handle, recommended codes:
 1136, 1137, 3314, 3316 or 3738.
 Available with keyway. Please ask.

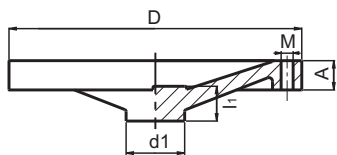
3308G* SGF-GH SOLID ALUMINIUM HANDWHEEL G*



Code	D	d1	l1	A	Finish
330808101	80	26	16	16	Polished
330810101	100	30	17	18	Polished
330812101	125	30	18	21	Polished
330814101	140	35	19	22	Polished
330816101	160	42	20	24	Polished
330818101	180	43	22	25	Polished
330820101	200	50	24	26	Polished
330822101	225	52	26	27	Polished
330825101	250	50	29	31	Polished
330828101	280	56	31	30	Polished
330831101	315	60	34	33	Polished

Al: Aluminium, polished.
 Central bore \varnothing 5 to 10 mm.
 Available with keyway. Please ask.

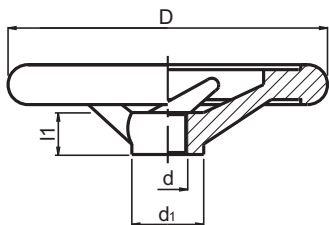
3308G* a SGF-GH SOLID ALUMINIUM HANDWHEEL G* a WITH SEAT FOR HANDLE



AL: Aluminium, polished.
 Central bore \varnothing 5 to 10 mm.
 M= thread for handle, recommended codes:
 1136, 1137, 3314, 3316 or 3738.
 Available with keyway. Please ask.

Code	D	d1	l1	A	M	Finish
330808151	80	26	16	16	M6	Polished
330810151	100	30	17	18	M6	Polished
330812151	125	30	18	21	M8	Polished
330814151	140	35	19	22	M8	Polished
330816151	160	42	20	24	M10	Polished
330818151	180	43	22	25	M10	Polished
330820151	200	50	24	26	M10	Polished
330822151	225	52	26	27	M12	Polished
330825151	250	50	29	31	M12	Polished
330828151	280	56	31	30	M12	Polished
330831151	315	60	34	33	M12	Polished

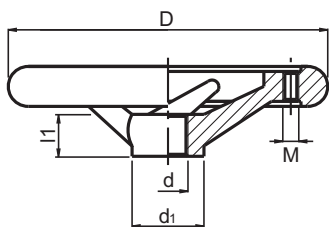

3701G* DIN 950-A4 CAST IRON G* a



Central crossing bore.
 FE: Grey cast iron, clearly debured. Hub machined.
 Available with keyway. Please ask.

Code	D	d1	l1	d	N° spokes
370108101	80	24	16	10	3
370110101	100	26	17	10	3
370112101	125	28	18	12	3
370114101	140	30	19	14	3
370116101	160	32	20	14	3
370120101	200	38	24	18	3
370125101	250	45	28	22	5
370131101	315	53	33	26	5
370140101	400	65	38	30	5

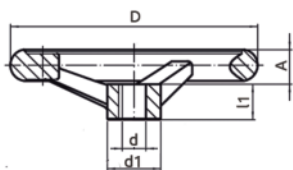
3701G* a DIN 950-A4 CAST IRON G* a WITH SEAT FOR HANDLE



Central crossing bore.
 FE: Grey cast iron, clearly debured. Hub machined.
 d5= Thread for handle, recommended codes:
 3710 or 3712.
 Available with keyway. Please ask.

Code	D	d1	l1	d	M	N° spokes
370108151	80	24	16	10	M6	3
370110151	100	26	17	10	M6	3
370112151	125	28	18	12	M8	3
370114151	140	30	19	14	M8	3
370116151	160	32	20	14	M10	3
370120151	200	38	24	18	M10	3
370125151	250	45	28	22	M12	5
370131151	315	53	33	26	M12	5
370140151	400	65	38	30	M16	5

3701G* INOX STAINLESS STEEL HANDWHEELS



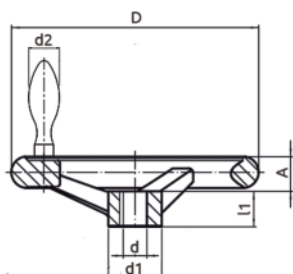
Code	D	d1	l1	d	A	Nº spokes
370110201	100	25,5	17	10	14,5	3
370112201	125	27,0	18	12	15,8	3
370114201	140	29,0	19	14	17,0	3
370116201	160	31,0	20	14	17,5	3
370120201	200	37,0	24	18	20,0	3

Handwheel similar to DIN 950.
SS: Stainless Steel A4.
Hub machined and rim polished.
Available with keyway. Please ask.

INOX
Stainless
Steel

3701G* m INOX

STAINLESS STEEL HANDWHEELS WITH HANDLE

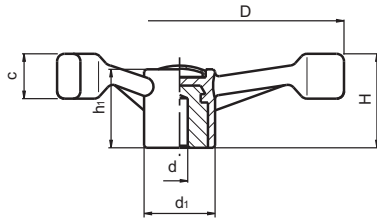


Code	D	d1	l1	d	A	d2	Nº spokes
370110281	100	25,5	17	10	14,5	16	3
370112281	125	27,0	18	12	15,8	20	3
370114281	140	29,0	19	14	17,0	20	3
370116281	160	31,0	20	14	17,5	25	3
370120281	200	37,0	24	18	20,0	25	3

Handwheel similar to DIN 950, with fix handle.
SS: Stainless Steel A4.
Hub machined and rim polished.
Available with keyway. Please ask.

INOX
Stainless
Steel

4713 3 ARM HANDWHEEL H WITH SMOOTH THROUGH HOLE INSERT



Code	D	H	h1	d1	d	dm	c	Color	Cap
471314301	137	45	39	38	5	22	23	Black	Grey
471318301	177	56	43	38	5	22	24	Black	Grey
471322301	221	61	46	38	5	22	28	Black	Grey

Zinc plated steel right through bored bush.
PA: Polyamide black.

Central cap colour grey RAL 7035.

dm=maximum diameter to mechanize central bush.

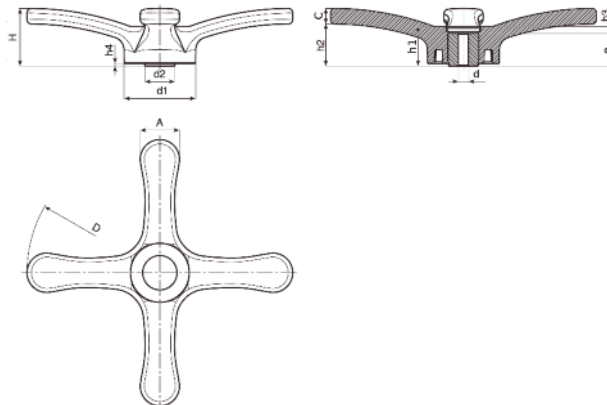
On demand we can supply central cap in diferent colours.

For min. quantities we can supply central bush with keyway or with a thread.

4730H FOUR ARM HANDWHEEL H WITH SMOOTH THROUGH HOLE INSERT



Code	D	H	h1	h4	h2	h3	e	d1	d	dm	d2	C	A	Color	Cap
473031301	308	66	45,5	3	46	7,5	38	83	8 H11	26	35,5	20	45,5	Black	Grey



Zinc plated steel right through bored bush.
PA: Black Polyamide.

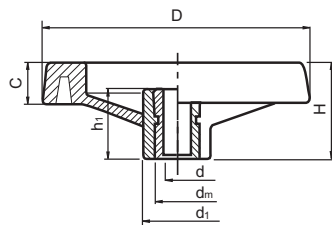
Central cap colour: Grey RAL 7035.

dm= maximum diameter to mechanize central bush.

On demand we can supply central cap in different colours.

For min. quantities we can supply central bush with keyway

4731D* HANDWHEEL 2R D* WITH SMOOTH THROUGH HOLE INSERT



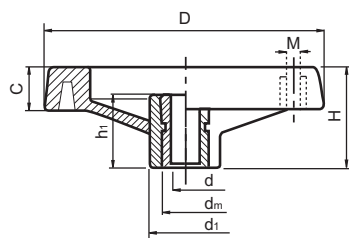
Code	D	H	d1	C	h1	d	dm	Color	Cap
473108301	80	34	24	14	26	5	12	Black	Grey
473110301	100	42	28	16	33	5	16	Black	Grey
473113301	130	50	32	20	36	5	18	Black	Grey
473116301	160	56	40	24	40	5	22	Black	Grey
473120301	200	61	51	28	40	5	22	Black	Grey
473125301	250	71	56	32	47	5	28	Black	Grey
473135301	350	80	68	37	50	5	30	Black	Grey

Zinc plated steel through bored bush.

PA: Black reinforced polyamide with central cap in grey (RAL 7035).

dm=maximum diameter to mechanize central bush.

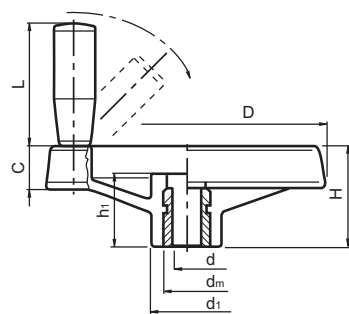
4731D*_a HANDWHEEL 2R D*_a WITH SMOOTH THROUGH HOLE INSERT AND SEAT FOR HANDLE



Code	D	H	M	d1	C	h1	d	dm	Color	Cap
473108701	80	34	M6	24	14	26	5	12	Black	Grey
473110701	100	42	M6	28	16	33	5	16	Black	Grey
473113701	130	50	M8	32	20	36	5	18	Black	Grey
473116701	160	56	M8	40	24	40	5	22	Black	Grey
473120701	200	61	M8	51	28	40	5	22	Black	Grey
473125701	250	71	M10	56	32	47	5	28	Black	Grey
473135701	350	80	M10	68	37	50	5	30	Black	Grey

Zinc plated steel right through bored bush.
 PA: Black reinforced polyamide with central cap in grey (RAL 7035).
 dm=maximum diameter to mechanize central bush.
 M= Thread for handle, recommended handles 4733, 4734 & 4735 (not included with the handwheel).

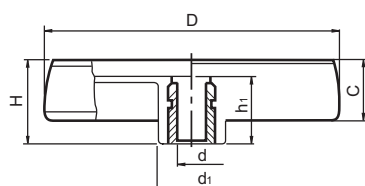
4731D*_{mp} HANDWHEEL 2R D*_{mp} WITH SMOOTH THROUGH HOLE INSERT AND FOLD AWAY REVOLVING HANDLE



Code	D	H	d1	C	h1	d	dm	L	Color	Cap
473113801	130	52	31	23	33.5	5	18	58	Black	Grey
473116801	160	55	40	24	35	5	22	70	Black	Grey
473135801	350	80	67	37	50	5	30	90	Black	Grey

Zinc plated steel right through bored bush and mechanism for the handle made of blackened steel.
 Fold away revolving handle mounted on the handwheel.
 PA: Black reinforced polyamide with central cap in grey (RAL 7035).
 dm=maximum diameter to mechanize central bush.

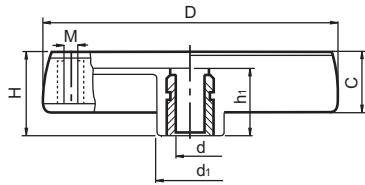

4732D* SOLID CONTROL HANDWHEEL D* WITH SMOOTH THROUGH HOLE INSERT



Code	D	H	d1	C	h1	d	dm	Color	Cap
473208301	80	33	24	17	29	5	12	Black	Grey
473210301	100	39	30	21	34	5	16	Black	Grey
473212301	125	44	36	24	37	5	18	Black	Grey
473215301	150	53	38	29	43	5	22	Black	Grey
473217301	175	56	40	32	46	5	22	Black	Grey
473220301	200	59	44	34	49	5	28	Black	Grey
473225301	250	68	59	39	58	5	28	Black	Grey

Zinc plated steel right through bore bush.
 PA: Black reinforced polyamide with central cap in grey (RAL 7035).
 dm=maximum diameter to mechanize central bush.

4732D* a SOLID CONTROL HANDWHEEL D* a WITH SMOOTH THROUGH HOLE INSERT AND SEAT FOR HANDLE



Code	D	H	d1	C	h1	d	M	dm	Color	Cap
473208701	80	33	24	17	29	5	M6	12	Black	Grey
473210701	100	39	30	21	34	5	M6	16	Black	Grey
473212701	125	44	36	24	37	5	M8	18	Black	Grey
473215701	150	53	38	29	43	5	M10	22	Black	Grey
473217701	175	56	40	32	46	5	M10	22	Black	Grey
473220701	200	59	44	34	49	5	M10	28	Black	Grey
473225701	250	68	59	39	58	5	M10	28	Black	Grey

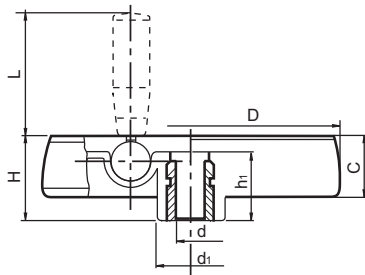
Zinc plated steel right through bored bush and lateral brass insert for the handle.

PA: Black reinforced thermoplastic with central cap in grey (RAL 7035).

Recommended handles 4733, 4735 & 4734 (not included with the handwheel).

dm=maximum diameter to mecanize central bush.

4732D* mp SOLID CONTROL HANDWHEEL WITH FOLD AWAY REVOLVING HANDLE D* mp WITH SMOOTH THROUGH HOLE



Code	D	H	d1	C	h1	d	dm	L	Color	Cap
473208781	80	33	24	18	29	5	12	38	Black	Grey
473210781	100	42	30	24	36	5	16	48	Black	Grey
473212781	125	47	36	27	40	5	18	58	Black	Grey
473215781	150	53	38	28	44	5	22	60	Black	Grey
473217781	175	58	40	33	48	5	28	80	Black	Grey
473220781	200	63	44	38	53	5	28	90	Black	Grey
473225781	250	67	60	38	58	5	28	90	Black	Grey

Zinc plated steel right through bored bush and mechanism for the handle made of blackened steel.

Fold away revolving handle mounted on the handwheel.

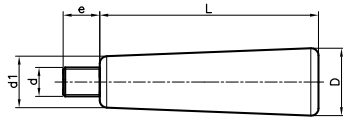
PA: Black reinforced polyamide with central cap in grey (RAL 7035).

dm=maximum diameter to mecanize central bush.

Tecnodin **Revolving** & **Fixed** Handles

Page		Page		Page	
49		52		55	
49		52		55	
49		52		55	
49		53		56	
50		53		56	
50		53			
50		53			
50		54			
51		54			
51		54			
51		54			
51		55			

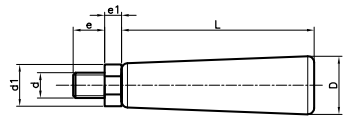
1136 FIXED HANDLE WITH THREADED STUD



Code	D	d	d1	L	e	Color
113620501	20	M6	13	45	15	Black
113624501	24	M8	16	53	15	Black
113625501	25	M10	19	76	15	Black
113628501	28	M12	21	92	15	Black

Fixed handle.
Treated threaded steel stud.
PF: Black Duroplast FS 31 DIN 7708.

1137 REVOLVING HANDLE 1137 WITH THREADED STUD



Code	D	d	d1	L	e	e1	Color
113720501	20	M6	13	45	12	5	Black
113724501	24	M8	16	53	15	5,5	Black
113725501	25	M10	19	76	15	6,5	Black
113728501	28	M12	21	92	15	7	Black

Revolving handle.
Treated threaded steel stud.
PF: Black Duroplast FS 31 DIN 7708.

1141 REVOLVING PLAIN HANDLE WITH THREADED STUD



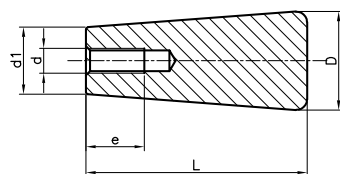
Black Code	Orange Code	Red Code	Blue Code	Yellow Code	D	L	d	e	e1
114115501	114115541	114115551	114115521	114115531	15	50	M6	11	5
114117501	114117541	114117551	114117521	114117531	17	60	M8	13	6
114120501	114120541	114120551	114120521	114120531	20	70	M10	18	7
114123501	114123541	114123551	114123521	114123531	23	80	M12	19	8

Treated threaded steel stud.
Black PP and caps on the following colours:
black, orange, red, blue and yellow.



- RAL 7021
- RAL 2004
- RAL 3001
- RAL 5005
- RAL 1021

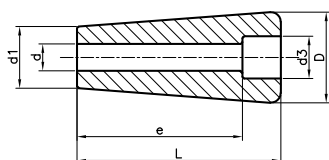
1144C TAPERED HAND KNOB C WITH THREADED HOLE



Code	D	L	d	e	d1	Color
114410101	10	85	W 5/32"	10	8	Black
114413101	13	30	M5	10	10	Black
114420101	20	45	M6	14	13	Black
114424101	24	53	M6	14	16	Black
114425101	25	76	M8	20	19	Black
114428101	28	92	M10	22	21	Black
114430101	30	132	M12	25	23,5	Black

Molded thread.
PF: Black Duroplast FS 31 DIN 7708.

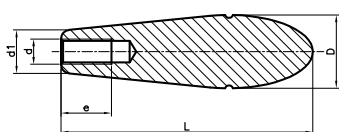
1144P TAPERED HAND KNOB P WITH SMOOTH DRILL OUT HOLE



Code	D	L	d	e	d1	d3	Color
114413201	13	30	5	23,2	10	8,5	Black
114415201	15	50	6	40	12	8,8	Black
114417201	17	60	8	48	14	10	Black
114420201	20	45	6	37,5	13	9,7	Black
114421201	20	70	8	56	16	10,8	Black
114423201	23	80	10	65	18,5	14	Black
114424201	24	53	7	43	16	11	Black

Molded hole.
PF: Black Duroplast FS 31 DIN 7708.

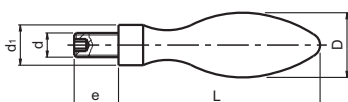
1145 BR HAND KNOB WITH THREADED HOLE



Code	D	L	d	e	d1	Color
114535101	35	95	M12	24	20	Black
114539101	35	120	M12	24	20	Black

Molded thread.
PF: Black Duroplast FS 31 DIN 7708.

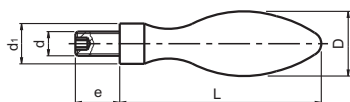
3310 DIN 39-E FIXED ALUMINIUM HANDLE T WITH THREADED STUD



Code	D	d	d1	L	e	Finish
331016501	16	M6	10	52	11	Polished
331020501	20	M8	13	70	13	Polished
331025501	25	M10	16	83	14	Polished
331032501	32	M12	20	100	16	Polished

Threaded steel stud.
AL: Polished aluminium.

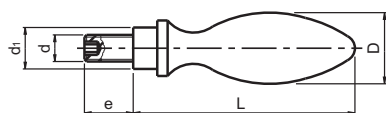
3311 DIN 39-E FIXED POLYAMIDE HANDLE T WITH THREADED STUD



Code	D	d	d1	L	e	Color
331120501	20	M8	13	64	13	Black
331125501	25	M10	16	80	14	Black
331132501	32	M12	20	100	21	Black

Threaded steel stud.
PA: Reinforced polyamide.

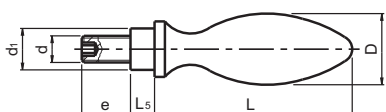
3312 DIN 98-E ALUMINIUM REVOLVING HANDLE T WITH THREADED STUD



Code	D	d	d1	L	e	Finish
331216501	16	M6	10	54	11	Polished
331220501	20	M8	13	67	12	Polished
331225501	25	M10	16	83	13	Polished
331232501	32	M12	20	105	16	Polished
331236501	36	M16	22	117	26	Polished

Threaded steel stud.
AL: Polished aluminium.

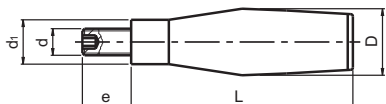
3313 DIN 98-E POLYAMIDE REVOLVING HANDLE T WITH THREADED STUD



Code	D	d	d1	L	e	L5	Color
331316501	16	M6	10	49	11	5.5	Black
331320501	20	M8	13	61	13	6	Black
331325501	25	M10	16	75	14	8	Black
331332501	32	M12	20	95	21	10.5	Black

Threaded steel stud.
PA: Reinforced polyamide.

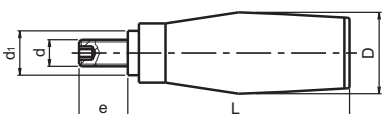
3314 FIXED ALUMINIUM HANDLE T WITH THREADED STUD



Code	D	d	d1	L	e	Finish
331416501	16	M6	10	50	11	Polished
331420501	20	M8	13	64	13	Polished
331425501	25	M10	16	80	14	Polished
331432501	32	M12	20	100	16	Polished

Threaded steel stud.
AL: Polished aluminium.

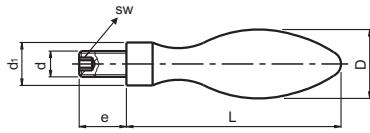
3316 REVOLVING ALUMINIUM HANDLE WITH THREADED STUD



Code	D	d	d1	L	e	Finish
331616501	18	M6	10	43	11	Polished
331620501	20	M8	13	64	13	Polished
331625501	25	M10	16	75	14	Polished
331632501	32	M12	20	95	16	Polished

Threaded steel stud.
AL: Polished aluminium.

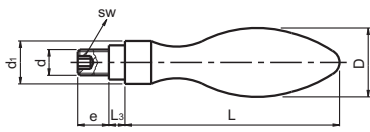
3710 DIN 39-E FIXED STEEL HANDLE T WITH THREADED STUD



Code	D	L	d	d1	e	sw	Finish
371016506	16	50	M6	10	11	3	Polished
371020508	20	64	M8	13	13	4	Polished
371025510	25	80	M10	16	14	5	Polished
371032512	32	100	M12	20	16	6	Polished
371036516	36	112	M16	22	26	8	Polished

Threaded steel stud.
Fe: Steel, turned, zinc plated.

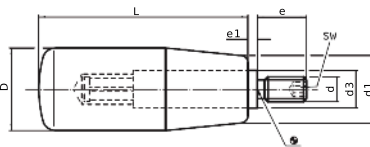
3712 DIN 98-E REVOLVING STEEL HANDLE T WITH THREADED STUD



Code	D	d	d1	L	e	L3	sw	Finish
371216506	16	M6	14	49	11	5.5	3	Polished
371220508	20	M8	18	61	13	6	4	Polished
371225510	25	M10	21	75	14	8	5	Polished
371232512	32	M12	26	95	21	10.5	6	Polished
371236516	36	M16	29	106	26	11	8	Polished

Threaded steel stud.
Fe: Steel, turned, zinc plated.

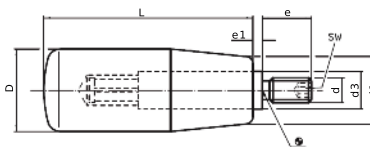
3738 REVOLVING HANDLE 3738 WITH THREADED STUD



Code	D	L	d1	d3	d	e	e1	sw	Color
373800010	18	40	15	10	M6	12	2,5	3	Black
373800020	21	50	17	10	M6	13	2,5	3	Black
373800031	22	56	18	10	M8	13	2,5	4	Black
373800041	23	65	19	13	M10	14	2,5	5	Black
373800051	26	80	21	13	M10	16	2,5	5	Black
373800071	31	102	25	14	M12	20	2,5	6	Black

Treated threaded steel stud.
PF: Black Duroplast FS 31 DIN 77.

3738 REVOLVING HANDLE 3738 WITH THREADED SS STUD



Code	D	L	d1	d3	d	e	e1	sw	Color
373800210	18	40	15	10	M6	12	2,50	3	Black
373800220	21	50	17	10	M6	13	2,50	3	Black
373800240	23	65	19	13	M8	14	2,50	4	Black
373800251	26	80	21	13	M10	16	2,50	5	Black
373800271	31	102	25	14	M12	20	2,50	6	Black

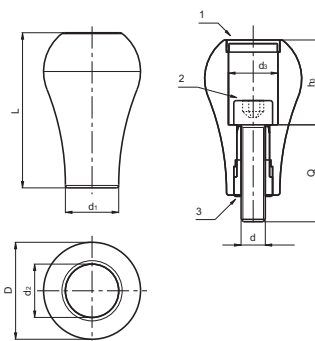


Threaded Stainless steel stud.
PF: Black Duroplast FS 31 DIN 7708.

4708 EM REVOLVING HANDLE WITH SCREW

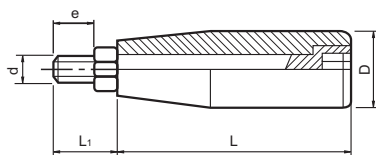


Code	D	d	L	d1	d2	d3	Q	h3	Color	Cap
470806010	40	M10	64	23	22	20.5	40	34.5	Black	Grey



Internal bush (3) and screw (2) DIN 912 steel zinc-coated.
PA: Black polyamide and cap (1) grey (RAL 7035).
Supplied not mounted.

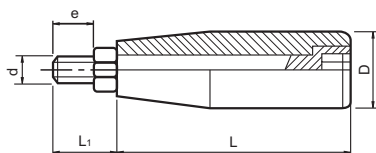
4733 REVOLVING HANDLE TRCA 144T WITH THREADED STUD



Code	D	d	L	L1	e	Color
473305006	19	M6	49	14	9	Black
473306008	21	M8	59	21	15	Black
473307008	23	M8	68	24	16	Black
473308010	25	M10	78	23	15	Black
473309012	28	M12	88	24	17	Black

Threaded steel stud blackened.
PA: Black polyamide.

4733 REVOLVING HANDLE TRCA 144T WITH THREADED SS STUD



INOX
Stainless
Steel

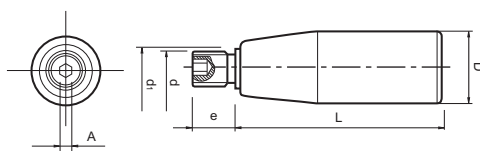
Code	D	d	L	L1	e	Color
473305106	19	M6	49	14	9	Black
473306108	21	M8	59	21	15	Black
473307108	25	M8	68	24	16	Black
473308110	27	M10	78	22	15	Black
473309112	28	M12	88	24	17	Black

Stainless-steel stud and nut AISI 304.
PA: Black polyamide.

4734 REVOLVING HANDLE TMP T WITH THREADED STUD

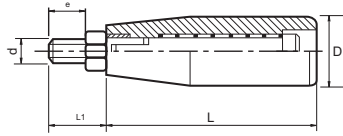


Code	D	d1	d	L	e	A	Color
473405006	20	11	M6	52	12	3	Black
473406008	23	14	M8	62	15	4	Black
473407008	25	14	M8	72	15	4	Black
473407010	25	14	M10	72	15	5	Black
473408010	26	14	M10	82	15	5	Black
473409012	28	14	M12	92	15	6	Black



Zinc-coated steel stud.
PA: Polyamide.

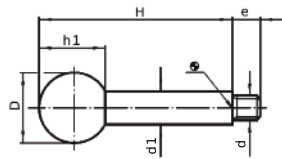
4735 REVOLVING & FOLD AWAY HANDLE 136T WITH THREADED STUD



Code	D	d	L	L1	e	Color
473505006	20	M6	50	14	9	Black
473507008	25	M8	70	16	10	Black
473508010	25	M10	82	23	17	Black
473509010	25	M10	90	23	17	Black

Threaded steel stud, blackened.
PA: Polyamide.

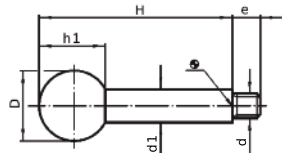
3802T GEAR LEVER HANDLE WITH THREADED STUD



Code	d1	H	d	e	D	h1	Finish
380200022	8	80	M6	9	20	18	Blackened
380200032	10	100	M8	11	25	22.5	Blackened
380200042	12	125	M10	14	32	29	Blackened
380200052	14	160	M12	16	35	32.5	Blackened
380200062	16	200	M14	18	40	37	Blackened

Threaded stud.
Fe: Steel, blackened.
Ball knob (DIN 319): Black Duroplast PF 31.

3802T SS GEAR LEVER HANDLE WITH SS THREADED STUD



Code	d1	H	d	e	D	h1	Finish
380200522	8	80	M6	9	20	18	Dull Blasted
380200532	10	100	M8	11	25	22.5	Dull Blasted
380200542	12	125	M10	14	32	29	Dull Blasted
380200552	14	160	M12	16	35	32.5	Dull Blasted

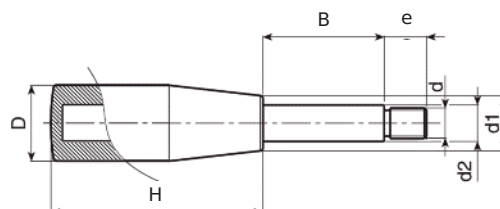
Threaded stud.
SS: Stainless Steel.
Ball knob (DIN 319): Black Duroplast PF 31.

4743T HANDLE WITH THREADED LEVER ARM



Code	D	H	d	e	d1	d2	B	Color
474320502	20	50	M8	10	15	10	45	Black
474323502	23	60	M10	15	17	12	50	Black
474325501	25	70	M12	15	19	12	50	Black
474326502	25	80	M12	15	20	14	90	Black
474327503	27	91	M14	17	22.5	16	100	Black

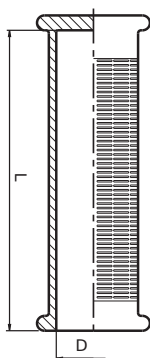
Threaded zinc plated steel stud.
PA: Reinforced black polyamide.



4142 HANDLE 4142 P



Rubber.

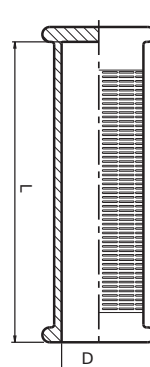


Code	D	L	Color
414225103	25	103	Black
414227103	27	103	Black
414230103	30	103	Black

4143 HANDLE 4143 P



Rubber.

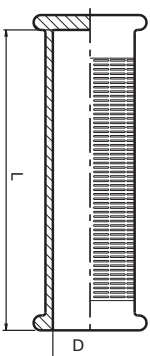


Code	D	L	Color
414330125	30	125	Black

4144 HANDLE 4144 P



PVC

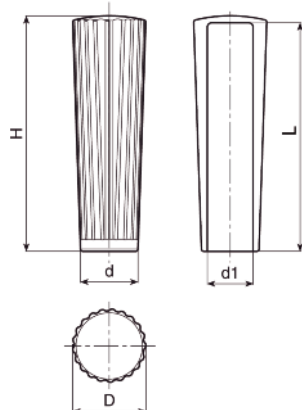


Code	D	L	Color
414422105	22	105	Black
414424105	24	105	Black

4717 HANDLE 4717 P

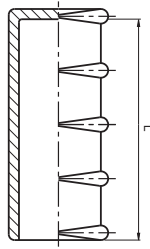


PE: Polyethylene.



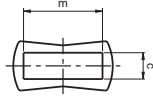
Code	D	d1	d	H	L	Color
471710101	32	20	25	104	100	Black

4718 HANDLE 4718 P

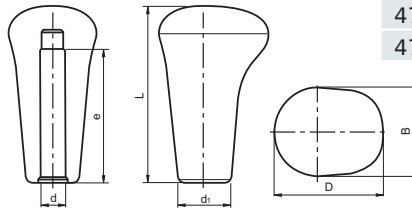


Code	L	c	m	Color
471807305	74	5,5	20,5	Black
471807306	74	6,5	20,5	Black
471807308	74	9	20,5	Black
471807310	74	10	20,5	Black
471810310	93	10,5	28,5	Black
471810312	93	10,5	29,5	Black

PE: Polyethylene.



4709 HANDLE PM



Code	D	B	d	d1	e	L	Color
470908012	50	40	12	26	75	80	Black
470908014	50	40	14	26	75	80	Black
470908016	50	40	16	26	75	80	Black

PA: Reinforced polyamide.

NEW RANGE OF GRIPS



New catalogue with more than 400 codes that will cover all your needs.




For a copy of the catalogue, please ask us.

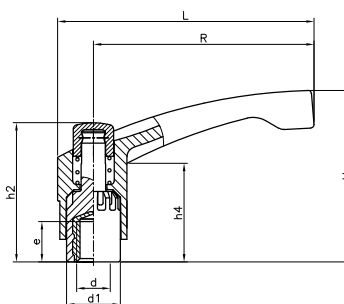
Tecnodin **Clamping** Levers & Cranking **Handles**

Page		Page		Page	
57		62		65	
57		62		65	
58		62		65	
59		62		66	
59		63			
60		63			
60		63			
60		63			
61		64			
61		64			
61		64			
61		65			

1198K ADJUSTABLE HANDLE K WITH THREADED INSERT



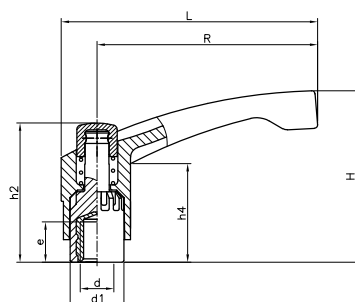
-  RAL 7021
-  RAL 7021 + RAL 2004
-  RAL 2004 + RAL 7021



Threaded brass insert.
PA: Reinforced Polyamide.
Spring in stainless-steel.

Code Black Body / Black Cap	Code Black Body / Orange Cap	Code Orange Body / Black Cap	R	L	H	d	e	h4	d1	h2
119841301	119842301	119843301	43	51	38	M4	8	23	13	33
119841302	119842302	119843302	43	51	38	M5	9	23	13	33
119841303	119842303	119843303	43	51	38	M6	10	23	13	33
119861301	119862301	119863301	65	75	48	M6	10	26	16	42
119861302	119862302	119863302	65	75	48	M8	14	26	16	42
119861303	119862303	119863303	65	75	48	M10	13	26	16	42
119881301	119882301	119883301	85	98	63	M8	14	34	20	51
119881302	119882302	119883302	85	98	63	M10	17	34	20	51
119881303	119882303	119883303	85	98	63	M12	19	34	20	51

1198K ADJUSTABLE HANDLE K WITH THREADED SS INSERT



Code	R	L	H	d	e	h4	d1	h2	Color
119841305	43	51	38	M6	10	23	13	33	Black
119861305	65	75	48	M6	10	26	16	42	Black
119861306	65	75	48	M8	14	26	16	42	Black
119881305	85	98	63	M10	17	34	20	51	Black




Threaded female stainless-steel
AISI-303 insert.
PA: Reinforced Polyamide.
Spring in stainless-steel.

 RAL 7021

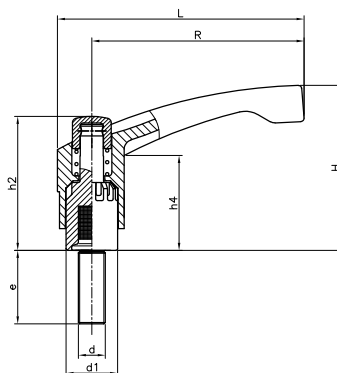
INOX
Stainless
Steel

1198T ADJUSTABLE HANDLE T WITH THREADED STUD



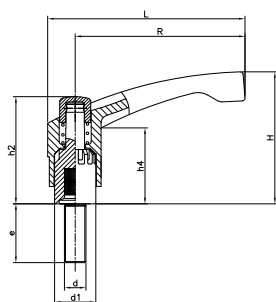
-  RAL 7021
-  RAL 7021 + RAL 2004
-  RAL 2004 + RAL 7021

Treated threaded steel stud.
PA: Reinforced Polyamide.
Spring in stainless-steel.



Code Black Body / Black Cap	Code Black Body / Orange Cap	Code Orange Body / Black Cap	R	L	H	d	e	h4	d1	h2
119841503	119842503	119843503	43	51	38	M5	10	23	13	33
119841504	119842504	119843504	43	51	38	M5	20	23	13	33
119841505	119842505	119843505	43	51	38	M6	15	23	13	33
119841506	119842506	119843506	43	51	38	M6	25	23	13	33
119841507	119842507	119843507	43	51	38	M6	40	23	13	33
119861501	119862501	119863501	65	75	48	M6	15	26	16	42
119861502	119862502	119863502	65	75	48	M6	20	26	16	42
119861503	119862503	119863503	65	75	48	M6	30	26	16	42
119861504	119862504	119863504	65	75	48	M6	40	26	16	42
119861523	119862523	119863523	65	75	48	M8	15	26	16	42
119861506	119862506	119863506	65	75	48	M8	20	26	16	42
119861507	119862507	119863507	65	75	48	M8	33	26	16	42
119861508	119862508	119863508	65	75	48	M8	47	26	16	42
119861511	119862511	119863511	65	75	48	M10	20	26	16	42
119861512	119862512	119863512	65	75	48	M10	30	26	16	42
119861513	119862513	119863513	65	75	48	M10	40	26	16	42
119881501	119882501	119883501	85	98	63	M8	20	34	20	51
119881502	119882502	119883502	85	98	63	M8	33	34	20	51
119881503	119882503	119883503	85	98	63	M8	47	34	20	51
119881504	119882504	119883504	85	98	63	M10	20	34	20	51
119881505	119882505	119883505	85	98	63	M10	30	34	20	51
119881506	119882506	119883506	85	98	63	M10	40	34	20	51
119881507	119882507	119883507	85	98	63	M12	30	34	20	51
119881508	119882508	119883508	85	98	63	M12	40	34	20	51
119881509	119882509	119883509	85	98	63	M12	60	34	20	51

1198T ADJUSTABLE HANDLE T WITH THREADED SS STUD



Code	R	L	H	d	e	h4	d1	h2	Color
119841508	43	51	38	M6	15	23	13	33	Black
119861515	65	75	48	M6	15	26	16	42	Black
119861516	65	75	48	M8	20	26	16	42	Black
119861517	65	75	48	M8	40	26	16	42	Black
119881515	85	98	63	M10	20	34	20	51	Black
119881516	85	98	63	M10	30	34	20	51	Black
119881517	85	98	63	M12	30	34	20	51	Black
119881518	85	98	63	M12	50	34	20	51	Black

Threaded stainless-steel
AISI-303 stud.
PA: Reinforced Polyamide.
Spring in stainless-steel.



RAL 7021

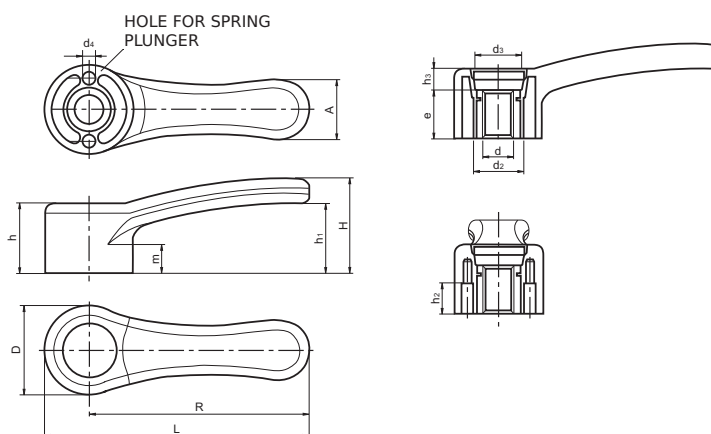


4749 FIXED LEVER K WITH THREADED INSERT

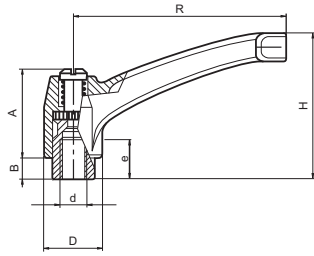


Code	R	D	H	d	L	e	h	h1	h2	h3	m	A	d2	d3	d4	Color	Cap
474906301	68	33	37	M6	84.5	16	25	27	12	9	12	20	20	16	4	Black	Grey
474906302	68	33	37	M8	84.5	16	25	27	12	9	12	20	20	16	4	Black	Grey
474908302	86	36	40	M8	104	16	28	29	12	12	13	24	22	18	5	Black	Grey
474908301	86	36	40	M10	104	16	28	29	12	12	13	24	22	18	5	Black	Grey
474911301	112	45	47	M12	134.5	24	36	35	15	12	16	30	26	23.5	6	Black	Grey
474914301	142	55	52	M16	169.5	27	40	36	19	13	17.5	37	32	28	8	Black	Grey

Zinc plated steel threaded bush.
PA: Lever and cap made of reinforced
polyamide.
Lever body is colour black and cap is
grey (RAL 7035).



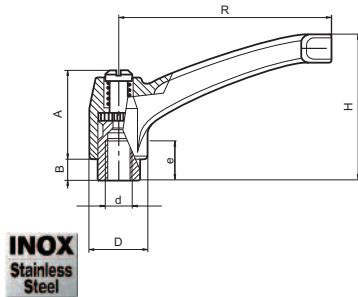
4750C INDEXED CLAMPING LEVER 4750 C WITH FEMALE THREAD



Black oxide treated steel insert with female threaded hole.
Die Cast Zamak lever body, black RAL 9005.
For other threads and colours (orange RAL 2004, grey RAL 7031), please ask.

Code	R	H	A	B	D	d	Color
475004301	43	30	24	5	14	M4	Black
475004302	43	30	24	5	14	M5	Black
475004303	43	30	24	5	14	M6	Black
475006302	65	45	27	7	19	M6	Black
475006301	65	45	27	7	19	M8	Black
475008303	80	56	33	8	22	M8	Black
475008302	80	56	33	8	22	M10	Black
475008301	80	56	33	8	22	M12	Black
475009301	94	65	39	10	26	M10	Black
475009303	94	65	39	10	26	M12	Black
475009302	94	65	39	10	26	M16	Black
475010301	108	77	41	12	30	M16	Black

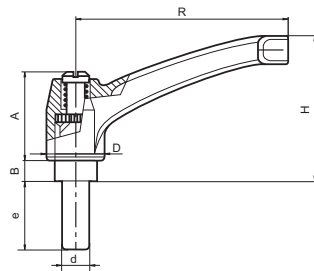
4750C INDEXED CLAMPING LEVER 4750 C WITH SS THREADED HOLE



Stainless steel insert with female threaded hole (AISI 303). Fixing screw (AISI 304). Spring (AISI 302).
Die Cast Zamak lever body, black RAL 9005.
For other threads and colours (orange RAL 2004, grey RAL 7031), please ask.

Code	R	H	A	B	D	d	e	Color
475004312	43	30	24	5	14	M5	9	Black
475004313	43	30	24	5	14	M6	9	Black
475006312	65	45	27	7	19	M6	10	Black
475006311	65	45	27	7	19	M8	10	Black
475008313	80	56	33	8	22	M8	14	Black
475008312	80	56	33	8	22	M10	13	Black
475008311	80	56	33	8	22	M12	12	Black
475009313	94	65	39	10	26	M12	20	Black
475010311	108	77	41	12	30	M16	26	Black

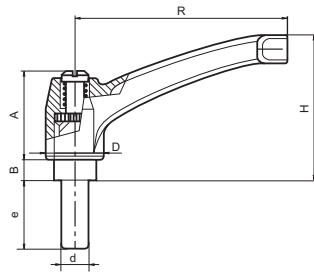
4750T INDEXED CLAMPING LEVER 4750 T WITH THREADED STUD



Black oxide treated steel insert with male threaded stud.
Die Cast Zamak lever body, black RAL 9005.
For other threads and colours (orange RAL 2004, grey RAL 7031), please ask.

Code	R	H	A	B	D	d	e	Color
475004505	43	30	24	5	14	M5	15	Black
475004508	43	30	24	5	14	M5	30	Black
475004509	43	30	24	5	14	M6	15	Black
475004511	43	30	24	5	14	M6	25	Black
475004513	43	30	24	5	14	M6	40	Black
475006512	65	45	27	7	19	M6	20	Black
475006514	65	45	27	7	19	M6	30	Black
475006502	65	45	27	7	19	M8	15	Black
475006501	65	45	27	7	19	M8	30	Black
475006508	65	45	27	7	19	M8	45	Black
475008501	80	56	33	8	22	M8	20	Black
475008505	80	56	33	8	22	M8	40	Black
475008507	80	56	33	8	22	M10	20	Black
475008511	80	56	33	8	22	M10	40	Black
475009517	94	65	39	10	26	M12	20	Black
475009504	94	65	39	10	26	M12	35	Black
475009507	94	65	39	10	26	M12	50	Black
475009515	94	65	39	10	26	M16	30	Black
475009501	94	65	39	10	26	M16	50	Black
475010501	108	77	41	12	30	M16	40	Black
475010502	108	77	41	12	30	M16	60	Black

4750T INDEXED CLAMPING LEVER 4750 T WITH SS THREADED STUD

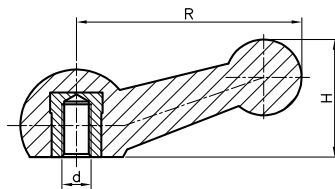


Stainless steel insert with threaded stud (AISI 303).
 Fixing screw (AISI 304). Spring (AISI 302).
 Die Cast Zamak lever body, black RAL 9005.
 For other threads and colours (orange RAL 2004,
 grey RAL 7031), please ask.

Code	R	H	A	B	D	d	e	Color
475004521	43	30	24	5	14	M5	16	Black
475004523	43	30	24	5	14	M5	30	Black
475004524	43	30	24	5	14	M6	16	Black
475004526	43	30	24	5	14	M6	30	Black
475006524	65	45	27	7	19	M8	16	Black
475006526	65	45	27	7	19	M8	30	Black
475006528	65	45	27	7	19	M10	20	Black
475006530	65	45	27	7	19	M10	40	Black
475008528	80	56	33	8	22	M12	20	Black
475008530	80	56	33	8	22	M12	50	Black
475009521	94	65	39	10	26	M12	30	Black
475010522	108	77	41	12	30	M16	20	Black
475010523	108	77	41	12	30	M16	50	Black

INOX
 Stainless
 Steel

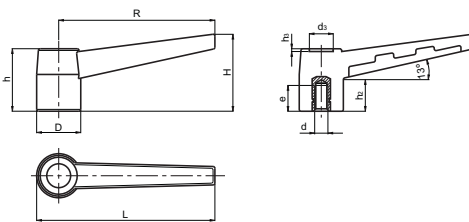
1130 BIBOLA FIXED LEVER



Treated steel insert.
 PA: Reinforced polyamide.

Code	R	H	d	Color
113008302	77	44	M10	Black

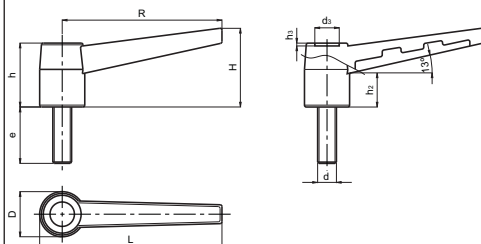
4751K FIXED LEVER 4751 K WITH THREADED INSERT



Brass insert .
 PA: Black reinforced polyamide.

Code	R	L	H	D	h	h2	h3	d3	d	e
475104301	43	50	21.5	15	19	9	1	7	M6	10
475106301	68	78	36	21	28.5	11	2	10	M8	15
475108301	83	93	40	24	34	18	2	13	M10	14

4751T FIXED LEVER 4751 T WITH THREADED STUD

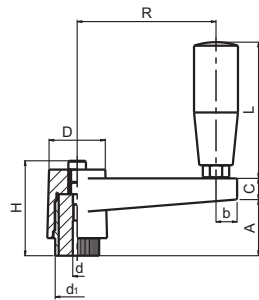


Treated steel stud.
 PA: Black reinforced polyamide.

Code	R	L	H	D	h	h2	h3	d3	d	e
475104501	43	50	21.5	15	19	9	1	7	M6	20
475104502	43	50	21.5	15	19	9	1	7	M6	40
475106501	68	78	36	21	28.5	11	2	10	M8	20
475106502	68	78	36	21	28.5	11	2	10	M8	40
475108501	83	93	40	24	34	18	2	13	M10	20
475108502	83	93	40	24	34	18	2	13	M10	40

4712

INDEXED CRANK HANDLE BTC G WITH SMOOTH HOLE AND REVOLVING HANDLE

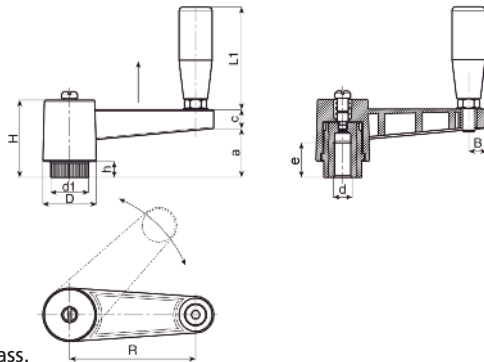


Code	R	H	d1	D	d	C	A	L	b	Color
471206301	65	45	19	27	5	12	24	56	11	Black
471208301	80	52	24	34	5	13	33	66	12	Black
471211301	110	52	24	34	5	14	33	66	13	Black

Central blind treated smooth steel insert.
Side insert for the handle in brass.
PA: Reinforced polyamide.

4712K

INDEXED CRANK HANDLE BTC K WITH THREADED INSERT AND REVOLVING HANDLE

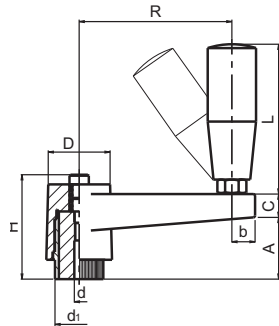


Code	R	H	d1	D	d	e	C	a	L1	B
471206331	65	46	19	27	M8	18	13	29	56	9
471206332	65	46	19	27	M10	17	13	29	56	9
471206333	65	46	19	27	M12	17	13	29	56	9
471208331	80	50	24	34	M12	22	13	32	66	12
471208332	80	50	24	34	M14	23	13	32	66	12
471208333	80	50	24	34	M16	20	13	32	66	12
471211331	110	50	24	34	M12	20	13	33	66	12
471211332	110	50	24	34	M14	20	13	33	66	12
471211333	110	50	24	34	M16	20	13	33	66	12

Treated threaded steel insert.
Side insert for the handle in brass.
PA: Reinforced Polyamide.

4714

INDEXED CRANK HANDLE BTC G WITH SMOOTH HOLE AND FOLD AWAY REVOLVING HANDLE

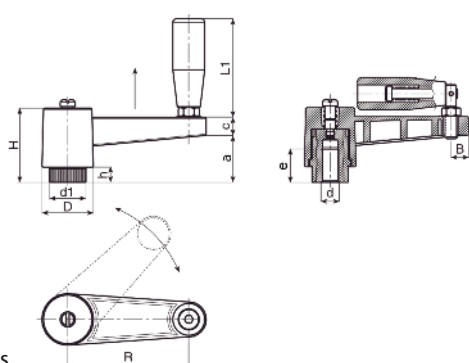


Code	R	H	d1	D	d	C	A	L	b	Color
471406381	65	45	19	27	5	12	24	56	11	Black
471408381	80	52	24	34	5	13	33	66	12	Black
471411381	110	52	24	34	5	14	33	66	13	Black

Central blind treated smooth steel insert.
Side insert for the handle in brass.
PA: Reinforced polyamide.

4714K

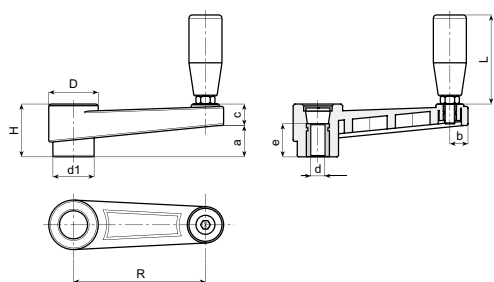
INDEXED CRANK HANDLE BTC K WITH THREADED INSERT AND FOLD AWAY REVOLVING HANDLE



Code	R	H	d1	D	d	e	C	A	L1	B
471406331	65	46	19	27	M8	18	13	29	54	9
471406332	65	46	19	27	M10	17	13	29	54	9
471406333	65	46	19	27	M12	17	13	29	54	9
471408331	80	50	24	34	M12	22	13	32	75	12
471408332	80	50	24	34	M14	23	13	32	75	12
471408333	80	50	24	34	M16	20	13	32	75	12
471411331	110	50	24	34	M12	20	13	33	75	12
471411332	110	50	24	34	M14	20	13	33	75	12
471411333	110	50	24	34	M16	20	13	33	75	12

Treated threaded steel insert.
Side insert for the handle in brass.
PA: Reinforced Polyamide.

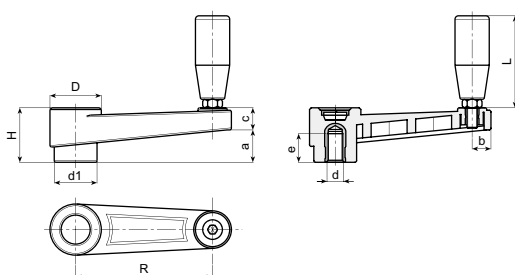
4715 CRANK HANDLE BTC H WITH SMOOTH INSERT AND REVOLVING HANDLE



Code	R	H	d1	D	d	e	c	a	L	b
471506301	65	29	22	27	5	20	13	17	56	10
471508301	80	33	26	31	5	24	13	18	56	11
471511301	110	39	29	34	5	28	14	25	66	12
471514301	140	49	35	43	5	30	16	35	76	13
471518301	185	55	40	47	5	34	15	40	86	14

Central through hole treated smooth steel insert.
PA: Black reinforced polyamide. Cap: Grey (RAL 7035).

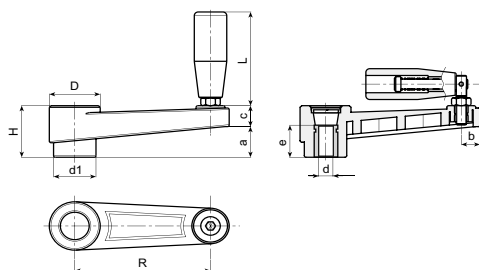
4715K CRANK HANDLE BTC K WITH THREADED INSERT AND REVOLVING HANDLE



Code	R	H	d1	D	d	e	c	a	L	b
471506331	65	30	22	26	M8	15	13	17	56	10
471506332	65	30	22	26	M10	15	13	17	56	10
471506333	65	30	22	26	M12	18	13	17	56	10
471508331	80	33	26	30	M8	18	13	19	56	11
471508332	80	33	26	30	M10	18	13	19	56	11
471508333	80	33	26	30	M12	18	13	19	56	11
471511331	110	39	29	33	M10	14	14	22	65	12
471511332	110	39	29	33	M12	18	14	22	65	12
471511333	110	39	29	33	M14	18	14	22	65	12
471514331	140	49	35	43	M12	19	16	34	76	13
471514332	140	49	35	43	M14	18	16	34	76	13
*471514333	140	49	35	43	M16	18	16	34	76	13
471518331	185	54	39	46	M12	17	16	40	86	14
471518332	185	54	39	46	M14	19	16	40	86	14
*471518333	185	54	39	46	M16	18	16	40	86	14

Threaded female brass insert.
* Treated threaded steel insert.
Side insert for the handle in brass.
PA: Black reinforced polyamide.
Cap: Grey (RAL 7035).

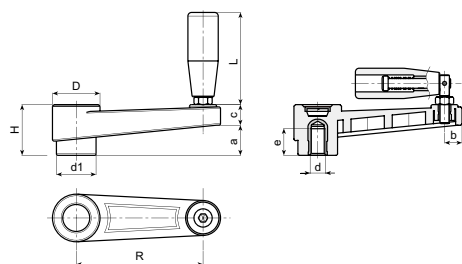
4716 CRANK HANDLE BTC H WITH SMOOTH INSERT AND FOLD AWAY REVOLVING HANDLE



Code	R	H	d1	D	d	e	c	a	L	b
471606381	65	29	22	27	5	20	13	17	56	10
471608381	80	33	26	31	5	24	13	18	56	11
471611381	110	39	29	34	5	28	14	25	66	12
471614381	140	49	35	43	5	30	16	35	76	13
471618381	185	55	40	47	5	34	15	40	86	14

Central through hole smooth treated steel insert.
PA: Black reinforced polyamide. Cap: Grey (RAL 7035).

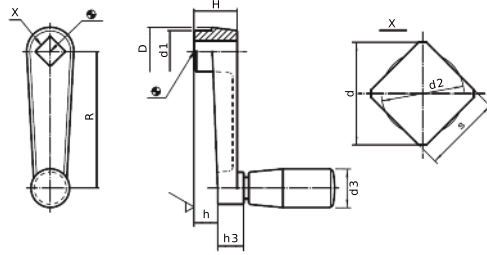
4716K CRANK HANDLE BTC K WITH THREADED INSERT AND FOLD AWAY REVOLVING HANDLE



Code	R	H	d1	D	d	e	c	a	L	b
471606331	65	30	22	26	M8	15	13	17	54	10
471606332	65	30	22	26	M10	15	13	17	54	10
471606333	65	30	22	26	M12	18	13	17	54	10
471608331	80	33	26	30	M8	18	13	19	54	11
471608332	80	33	26	30	M10	18	13	19	54	11
471608333	80	33	26	30	M12	18	13	19	54	11
471611331	110	39	29	33	M10	14	14	22	75	12
471611332	110	39	29	33	M12	18	14	22	75	12
471611333	110	39	29	33	M14	18	14	22	75	12
471614331	140	49	35	43	M12	19	16	34	89	13
471614332	140	49	35	43	M14	18	16	34	89	13
*471614333	140	49	35	43	M16	18	16	34	89	13
471618331	185	54	39	46	M12	17	16	40	97	14
471618332	185	54	39	46	M14	19	16	40	97	14
*471618333	185	54	39	46	M16	18	16	40	97	14

Threaded female brass insert.
* Treated threaded steel insert.
PA: Black reinforced polyamide.
Cap: Grey (RAL 7035).

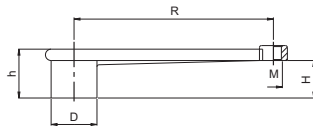
3805 CRANK HANDLE WITH SQUARE HOLE AND ROTATING HANDLE



Square hole.
Rotating cylindrical handle.
Za: Zinc die-cast, plastic coated, black.
AL: Aluminium, plastic coated, black.
Cylindrical handle: Black Phenolic.
Alternative to crank handles DIN 469.

Code	R	h	H	d1	d	s	d2	D	h3	d3	Material
380500420	50	10	18	16	10,1	8	8,4	18	10	14	Za
380500422	64	11	20	19	13,1	10	10,5	22	12	18	Za
380500424	80	14	24	23	13,1	10	10,5	26	14	21	Za
380500436	100	17	28	27	16,1	12	12,6	30	15	23	Za
380500414	125	22	34	32	18,1	14	14,7	35	18	26	AL
380500416	160	26	38	35	22,2	17	17,9	39	18	26	AL

3330 ALUMINIUM HANDLE DIN 469 F

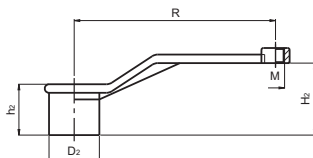


Code	R	H	h	D	M	Color
333012101	125	22	35	35	M10	Natural
333016101	160	31	41	38	M10	Natural
333020101	200	35	49	46	M12	Natural
333025101	250	28	48	48	M12	Natural



Without central hole
AL: Aluminium.
Threaded hole for handle.
Recommended handles: 3310,3311,3312 or 3313. See page 86.
Handles not included.

3332 ALUMINIUM HANDLE DIN 468 F

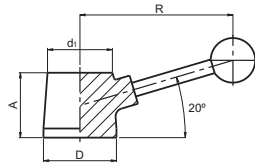


Code	R	H2	h2	D2	M	Color
333210101	100	48	28	28	M8	Natural
333212101	125	50	35	35	M10	Natural
333216101	160	60	38	41	M10	Natural
333220101	200	75	47	45	M12	Natural
333225101	250	91	48	47	M12	Natural



Without central hole
AL: Aluminium.
Threaded hole for handle.
Recommended handles: 3310,3311,3312 or 3313.
See page 86.
Handles not included.

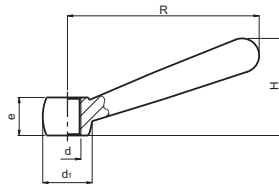
3338 CONNECTION LEVER SN-KG F



Code	R	D	A	d1	Color
333830101	80	30	23	21	Natural
333850101	120	50	40	40	Natural
333862101	150	63	40	50	Natural
333870101	175	70	45	56	Natural
333880101	190	80	50	66	Natural

Without hole
AL: Aluminium
Chromated steel lever and black duroplast ball.

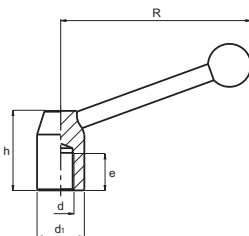
3740 DIN 99-N LEVER



Code	R	d	e	d1	H	Color
374000050	50	M6	9.5	12	24	Blackened
374000063	63	M8	12.5	16	31	Blackened
374000080	80	M10	15	20	38	Blackened
374000100	100	M12	19	25	47	Blackened
374000125	125	M16	25	32	60	Blackened
374000160	160	M20	31	40	76	Blackened
374000200	200	M24	41	50	97	Blackened

Threaded through hole.
FE: Steel blackened.
If you need in stainless steel, please ask.

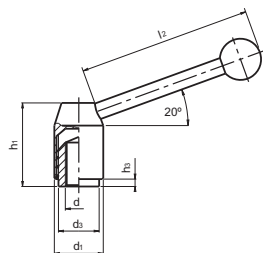
3743 FIXED CLAMPING LEVERS C WITH BALL KNOB



Code	d1	R	h	d	e	Color
374320301	20	72	33	M8	15	Blackened
374322301	22	85	37	M10	15	Blackened
374328301	28	115	47	M12	18	Blackened
374336301	36	145	58	M16	24	Blackened
374345301	45	180	71	M20	30	Blackened

Female thread.
FE: Blackened steel. Black Duroplast ball knob.

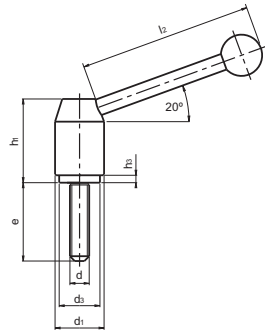
3744 ADJUSTABLE CLAMPING LEVERS C WITH BALL KNOB



Code	d1	d3	h3	h1	l2	d	Color
374421301	21	13	1	33	70	M8	Blackened
374424301	24	16	2.5	40	96	M10	Blackened
374428301	28	19	4.5	48	110	M12	Blackened
374433301	33	23	5.5	55	124	M16	Blackened
374440301	40	30	5.5	68	138	M20	Blackened

Female thread.
FE: Blackened steel. Black Duroplast ball knob.

3744 ADJUSTABLE CLAMPING LEVERS T WITH BALL KNOB



Code	d1	d3	h3	h1	l2	d	e	Color
374421501	21	13	1	33	70	M8	32	Blackened
374424501	24	16	2.5	40	96	M10	40	Blackened
374428501	28	19	4.5	48	110	M12	50	Blackened
374433501	33	23	5.5	55	124	M16	63	Blackened
374440501	40	30	5.5	68	138	M20	80	Blackened

Threaded stud.

FE: Blackened steel. Black Duroplast ball knob.

Tecnodin**Handles**

Page


67



67



67



68



69



69



70



70




71



72



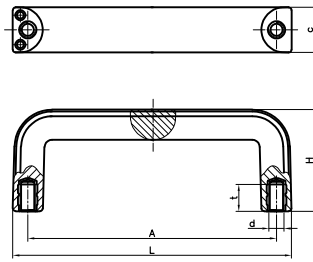
72



72



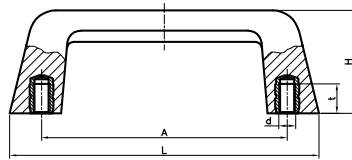
1153 SOLID HANDLE WITH THREADED INSERTS



Code	L	A	d	H	c	t	Color
115312301	124	109 ± 1	M6	45	21	10	Black
115314301	148	132 ± 1	M8	54	24	14	Black

Brass female threaded inserts.
PF: Black Duroplast FS 31 DIN 7708.

1161 ED HANDLE WITH THREADED INSERTS



Code	L	A	d	H	t	Color
116113301	130	109 ± 1	M6	43	10	Black
116116301	165	131 ± 1	M8	55	14	Black

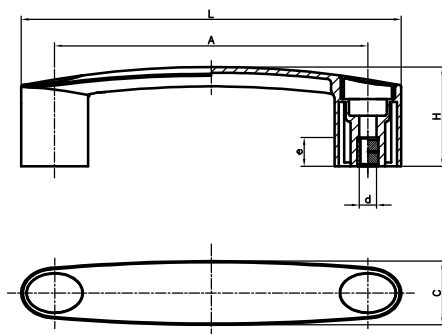
Brass female threaded inserts.
PF: Black Duroplast FS 31 DIN 7708.

1155 CT THERMOPLASTIC D HANDLE WITH THREADED INSERT



Black	RAL 7021
Orange	RAL 2004
Red	RAL 3001
Blue	RAL 5005
Yellow	RAL 1021
Grey	RAL 7038

Drilled-out brass inserts.
PA: Black reinforced polyamide.
Caps on the following colours: Black, Orange, Red, Blue, Yellow and Grey similar to the RAL indicated above.



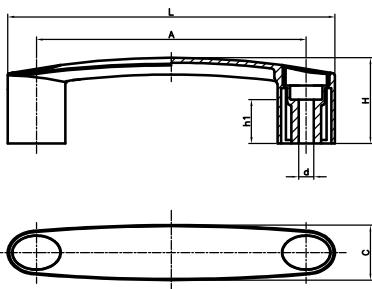
Code	L	A	d	H	C	e	Color	Cap
115509410	116	93±1	M6	34	20	11.5	Black	Black
115510410	146	109±1	M6	41	25	11.5	Black	Black
115511410	146	117±1	M6	41	25	11.5	Black	Black
115513410	163	132±1	M6	45	29	11.5	Black	Black
115509440	116	93±1	M6	34	20	11.5	Black	Orange
115510440	146	109±1	M6	41	25	11.5	Black	Orange
115511440	146	117±1	M6	41	25	11.5	Black	Orange
115513440	163	132±1	M6	45	29	11.5	Black	Orange
115509450	116	93±1	M6	34	20	11.5	Black	Red
115510450	146	109±1	M6	41	25	11.5	Black	Red
115511450	146	117±1	M6	41	25	11.5	Black	Red
115513450	163	132±1	M6	45	29	11.5	Black	Red
115509420	116	93±1	M6	34	20	11.5	Black	Blue
115510420	146	109±1	M6	41	25	11.5	Black	Blue
115511420	146	117±1	M6	41	25	11.5	Black	Blue
115513420	163	132±1	M6	45	29	11.5	Black	Blue
115509430	116	93±1	M6	34	20	11.5	Black	Yellow
115510430	146	109±1	M6	41	25	11.5	Black	Yellow
115511430	146	117±1	M6	41	25	11.5	Black	Yellow
115513430	163	132±1	M6	45	29	11.5	Black	Yellow
115509490	116	93±1	M6	34	20	11.5	Black	Grey
115510490	146	109±1	M6	41	25	11.5	Black	Grey
115511490	146	117±1	M6	41	25	11.5	Black	Grey
115513490	163	132±1	M6	45	29	11.5	Black	Grey

1155 CT THERMOPLASTIC HANDLE WITH THROUGH HOLES



- RAL 7021
- RAL 2004
- RAL 3001
- RAL 5005
- RAL 1021
- RAL 7038

Through holes handle.
 PA: Black reinforced polyamide.
 Caps on the following colours: Black, Orange, Red, Blue, Yellow and Grey similar to the RAL indicated above.



Code	L	A	d	H	C	h1	Color	Cap
115509210	116	93 ± 1	6,5	34	20	20	Black	Black
115510210	146	109 ± 1	8,5	41	25	20	Black	Black
115511210	146	117 ± 1	8,5	41	25	20	Black	Black
115513210	163	132 ± 1	8,5	45	29	22	Black	Black
115515210	181	150 ± 1	8,5	48	31	25	Black	Black
115509240	116	93 ± 1	6,5	34	20	20	Black	Orange
115510240	146	109 ± 1	8,5	41	25	20	Black	Orange
115511240	146	117 ± 1	8,5	41	25	20	Black	Orange
115513240	163	132 ± 1	8,5	45	29	22	Black	Orange
115515240	181	150 ± 1	8,5	48	31	25	Black	Orange
115509250	116	93 ± 1	6,5	34	20	20	Black	Red
115510250	146	109 ± 1	8,5	41	25	20	Black	Red
115511250	146	117 ± 1	8,5	41	25	20	Black	Red
115513250	163	132 ± 1	8,5	45	29	22	Black	Red
115515250	181	150 ± 1	8,5	48	31	25	Black	Red
115509220	116	93 ± 1	6,5	34	20	20	Black	Blue
115510220	146	109 ± 1	8,5	41	25	20	Black	Blue
115511220	146	117 ± 1	8,5	41	25	20	Black	Blue
115513220	163	132 ± 1	8,5	45	29	22	Black	Blue
115515220	181	150 ± 1	8,5	48	31	25	Black	Blue
115509230	116	93 ± 1	6,5	34	20	20	Black	Yellow
115510230	146	109 ± 1	8,5	41	25	20	Black	Yellow
115511230	146	117 ± 1	8,5	41	25	20	Black	Yellow
115513230	163	132 ± 1	8,5	45	29	22	Black	Yellow
115515230	181	150 ± 1	8,5	48	31	25	Black	Yellow
115509290	116	93 ± 1	6,5	34	20	20	Black	Grey
115510290	146	109 ± 1	8,5	41	25	20	Black	Grey
115511290	146	117 ± 1	8,5	41	25	20	Black	Grey
115513290	163	132 ± 1	8,5	45	29	22	Black	Grey
115515290	181	150 ± 1	8,5	48	31	25	Black	Grey

1156 MGM TUBULAR BRIDGE HANDLE WITH THROUGH HOLES



RAL 9005
 RAL 2004

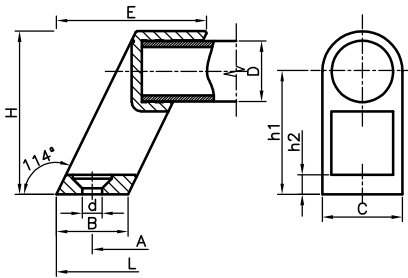
Through hole handle's supports.
 PA: Black or orange reinforced polyamide.
 Tube in anodised aluminium.



ORANGE
 Code 1156 00 410 for tube Ø 20mm (1 unit)
 Code 1156 00 400 for tube Ø 25mm (1 unit)

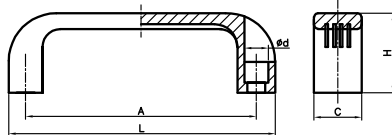


BLACK
 Code 1156 00 010 for tube Ø 20mm (1 unit)
 Code 1156 00 000 for tube Ø 25mm (1 unit)



Code	L	A	d	H	B	C	D	E	h1	h2	Color
115620201	223	200 ± 1	6,4	53	23	26	20	47	40	6	Black
115625201	273	250 ± 1	6,4	53	23	26	20	47	40	6	Black
115630201	323	300 ± 1	6,4	53	23	26	20	47	40	6	Black
115635201	373	350 ± 1	6,4	53	23	26	20	47	40	6	Black
115640201	423	400 ± 1	6,4	53	23	26	20	47	40	6	Black
115650201	523	500 ± 1	6,4	53	23	26	20	47	40	6	Black
115660201	617	600 ± 1	6,4	53	23	26	20	47	40	6	Black
115670201	723	700 ± 1	6,4	53	23	26	20	47	40	6	Black
115620101	229	200 ± 1	8,4	60	29	32	25	56	43	8	Black
115625101	279	250 ± 1	8,4	60	29	32	25	56	43	8	Black
115630101	329	300 ± 1	8,4	60	29	32	25	56	43	8	Black
115635101	379	350 ± 1	8,4	60	29	32	25	56	43	8	Black
115640101	429	400 ± 1	8,4	60	29	32	25	56	43	8	Black
115650101	529	500 ± 1	8,4	60	29	32	25	56	43	8	Black
115660101	629	600 ± 1	8,4	60	29	32	25	56	43	8	Black
115670101	729	700 ± 1	8,4	60	29	32	25	56	43	8	Black
115620241	223	200 ± 1	6,4	53	23	26	20	47	40	6	Orange
115625241	273	250 ± 1	6,4	53	23	26	20	47	40	6	Orange
115630241	323	300 ± 1	6,4	53	23	26	20	47	40	6	Orange
115635241	373	350 ± 1	6,4	53	23	26	20	47	40	6	Orange
115640241	423	400 ± 1	6,4	53	23	26	20	47	40	6	Orange
115650241	523	500 ± 1	6,4	53	23	26	20	47	40	6	Orange
115660241	617	600 ± 1	6,4	53	23	26	20	47	40	6	Orange
115670241	723	700 ± 1	6,4	53	23	26	20	47	40	6	Orange
115620141	229	200 ± 1	8,4	60	29	32	25	56	43	8	Orange
115625141	279	250 ± 1	8,4	60	29	32	25	56	43	8	Orange
115630141	329	300 ± 1	8,4	60	29	32	25	56	43	8	Orange
115635141	379	350 ± 1	8,4	60	29	32	25	56	43	8	Orange
115640141	429	400 ± 1	8,4	60	29	32	25	56	43	8	Orange
115650141	529	500 ± 1	8,4	60	29	32	25	56	43	8	Orange
115660141	629	600 ± 1	8,4	60	29	32	25	56	43	8	Orange
115670141	729	700 ± 1	8,4	60	29	32	25	56	43	8	Orange
115600410		-	6,4	53	23	26	20	47	40	6	Orange
115600400		-	8,4	60	29	32	25	56	43	8	Orange
115600010		-	6,4	53	23	26	20	47	40	6	Black
115600000		-	8,4	60	29	32	25	56	43	8	Black

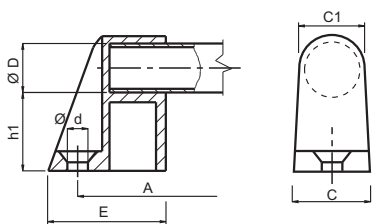
1157 HANDLE WITH THROUGH HOLES



Code	L	A	d	H	C	Color
115711200	110	94 ± 1	6,5	37	21	Black
115713200	133	116 ± 1	9	40	24	Black
115713201	139	120 ± 1	8,5	40	24	Black
115714200	151	132 ± 1	8,5	43	26	Black
115718200	200	180 ± 1	8,5	50	28	Black
115723200	260	235 ± 1	10,5	54	32	Black

Through holes handle.
 PA: Black reinforced polyamide.

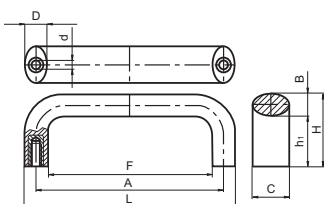
1160 ALUPLAST THERMOPLASTIC HANDLE WITH THROUGH HOLES



Code	A	d	h1	C	C1	D	E	Color
116020101	200±1	8.4	32	28	26	20	43	Black
116030101	300±1	8.4	32	28	26	20	43	Black
116040101	400±1	8.4	32	28	26	20	43	Black
116050101	500±1	8.4	32	28	26	20	43	Black
116070101	700±1	8.4	32	28	26	20	43	Black

Through hole handle's supports.
PA: Black reinforced polyamide.
Tube in anodised aluminium.

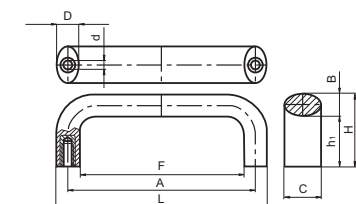
4705 TMP HANDLE WITH THREADED INSERTS



Code	L	A	d	B	H	h1	C	D	F	Color
470509301	98.5	86±1	M6	12.5	40	28	20	12.5	73.5	Black
470510301	106.5	94±1	M6	12.5	40.5	28	20	12.5	81.5	Black
470513301	134	117±1	M6	16	50	34	25	16	102	Black
470514301	148	132±1	M8	16	50	34	25	16	116	Black
470516301	168	150±1	M8	18	58	40	29	18	132	Black
470519301	197	179±1	M8	18	58	40	29	18	161	Black

PA: Reinforced polyamide.
Brass inserts.

4705 TMP HANDLE WITH THREADED SS INSERTS

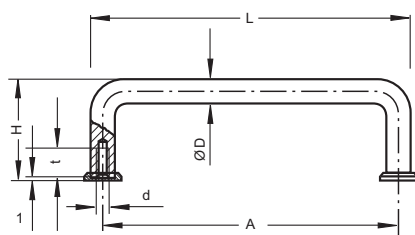


INOX
Stainless
Steel

Code	L	A	d	B	H	h1	C	D	F	Color
470509351	98.5	86±1	M6	12.5	40	28	20	12.5	73.5	Black
470510351	106.5	94±1	M6	12.5	40.5	28	20	12.5	81.5	Black
470513351	134	117±1	M6	16	50	34	25	16	102	Black
470514351	148	132±1	M8	16	50	34	25	16	116	Black
470516351	168	150±1	M8	18	58	40	29	18	132	Black
470519351	197	179±1	M8	18	58	40	29	18	161	Black

PA: Reinforced polyamide.
Stainless-steel inserts.

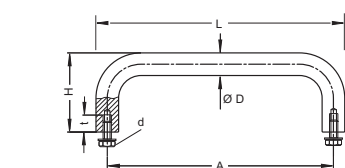
3107 HANDLE ST WITH THREADED HOLES



Threaded holes.
High gloss chromium plated surface.
Chromium coloured brass cover washers included.

Code	L	A	d	H	t	D	Finish
310705031	37	32	M3	21	6	5	Chrome
310705041	47	42	M3	25	6	5	Chrome
310705051	60	55	M3	25	6	5	Chrome
310705071	81	76	M3	25	6	5	Chrome
310705081	93	88	M3	25	6	5	Chrome
310708031	40	32	M4	33	8	8	Chrome
310708051	63	55	M4	33	8	8	Chrome
310708061	72	64	M4	33	8	8	Chrome
310708081	96	88	M4	33	8	8	Chrome
310708091	104	96	M4	33	8	8	Chrome
310708101	106	98	M4	33	8	8	Chrome
310708111	110	102	M4	33	8	8	Chrome
310708121	128	120	M4	33	8	8	Chrome
310708131	136	128	M4	33	8	8	Chrome
310708141	144	136	M4	33	8	8	Chrome
310710051	65	55	M5	41	10	10	Chrome
310710081	98	88	M5	41	10	10	Chrome
310710101	110	100	M5	41	10	10	Chrome
310710111	112	102	M5	41	10	10	Chrome
310710121	125	115	M5	41	10	10	Chrome
310710131	130	120	M5	41	10	10	Chrome
310710141	146	136	M5	41	10	10	Chrome
310710181	190	180	M5	41	10	10	Chrome
310710201	210	200	M5	41	10	10	Chrome
310710231	245	235	M5	41	10	10	Chrome
310710251	260	250	M5	41	10	10	Chrome

3125 HANDLE VA WITH THREADED HOLES

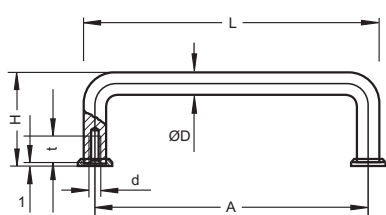


INOX
Stainless Steel

SS: Stainless steel (1.4305).
The handle is supply with stainless steel screws DIN 933 and washers DIN 125.
Optional cover plates, can be ordered as an accessory:
for Ø 8 mm: 312500008 (pack of 20 units).
for Ø 10 mm: 312500010 (pack of 20 units).
for Ø 15 mm: 312500015 (pack of 2 units).
for Ø 20 mm: 312500020 (pack of 2 units).

Code	L	A	d	D	H	t	Color
312508060	72	64	M5	8	35	10	Natural
312508081	96	88	M5	8	35	10	Natural
312508101	108	100	M5	8	35	10	Natural
312508120	128	120	M5	8	35	10	Natural
312510100	110	100	M5	10	40	10	Natural
312510120	130	120	M5	10	40	10	Natural
312510180	190	180	M5	10	40	10	Natural
312510250	260	250	M5	10	40	10	Natural
312510300	310	300	M5	10	40	10	Natural
312510350	360	350	M5	10	40	10	Natural
312515150	165	150	M6	15	55	12	Natural
312515200	215	200	M6	15	55	12	Natural
312515250	265	250	M6	15	55	12	Natural
312515300	315	300	M6	15	55	12	Natural
312515350	365	350	M6	15	55	12	Natural
312520200	220	200	M8	20	70	16	Natural
312520250	270	250	M8	20	70	16	Natural
312520300	320	300	M8	20	70	16	Natural
312520350	370	350	M8	20	70	16	Natural

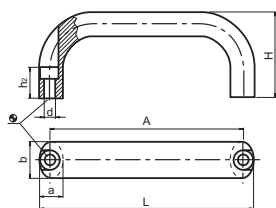
3137 HANDLE RA WITH THREADED HOLES



AL: Anodized aluminium.
 Optional cover plates, can be order as an accessory:
 313700001 natural color (pack of 20 units).
 313700004 black color (pack of 20 units).

Code	L	A	d	D	t	H	Color
313700501	65	55	M5	10	10	41	Natural
313700801	98	88	M5	10	10	41	Natural
313701001	110	100	M5	10	10	41	Natural
313701201	130	120	M5	10	10	41	Natural
313701801	190	180	M5	10	10	41	Natural
313702001	210	200	M5	10	10	41	Natural
313702301	245	235	M5	10	10	41	Natural
313702501	260	250	M5	10	10	41	Natural
313700504	65	55	M5	10	10	41	Black
313700804	98	88	M5	10	10	41	Black
313701004	110	100	M5	10	10	41	Black
313701204	130	120	M5	10	10	41	Black
313701804	190	180	M5	10	10	41	Black
313702004	210	200	M5	10	10	41	Black
313702304	245	235	M5	10	10	41	Black
313702504	260	250	M5	10	10	41	Black

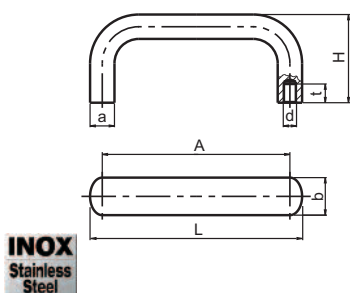
3733 OV HANDLE FRONT MOUNTING WITH THROUGH HOLES



AL: Aluminium.
 References in black color are plastic coated.

Code	L	A	d	b	H	a	h2	Color
373300141	130	116	6.4	26	53	17	17	Natural
373300151	146	132	6.4	26	55	17	17	Natural
373300161	178	164	6.4	26	57	17	17	Natural
373300171	210	196	6.4	26	57	17	17	Natural
373300341	130	116	6.4	26	53	17	17	Black
373300351	146	132	6.4	26	55	17	17	Black
373300361	178	164	6.4	26	57	17	17	Black
373300371	210	196	6.4	26	57	17	17	Black

3733 OV HANDLE BACK MOUNTING WITH THREADED HOLES



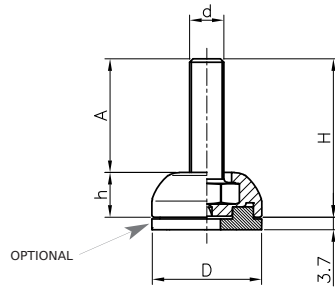
AL: Aluminium.
 SS: Stainless steel.
 References in black color are plastic coated.

Code	L	A	d	b	H	a	t	Material	Color
373300100	113	100	M6	20	47	13	10	AL	Natural
373300110	125	112	M6	20	49	13	10	AL	Natural
373300120	141	128	M6	20	51	13	10	AL	Natural
373300130	173	160	M6	20	51	13	10	AL	Natural
373300140	129	112	M8	26	53	17	12	AL	Natural
373300150	145	128	M8	26	55	17	12	AL	Natural
373300160	177	160	M8	26	57	17	12	AL	Natural
373300170	209	192	M8	26	57	17	12	AL	Natural
373300180	317	300	M8	26	57	17	12	AL	Natural
373300190	417	400	M8	26	57	17	12	AL	Natural
373300300	113	100	M6	20	47	13	10	AL	Black
373300310	125	112	M6	20	49	13	10	AL	Black
373300320	141	128	M6	20	51	13	10	AL	Black
373300330	173	160	M6	20	51	13	10	AL	Black
373300340	129	112	M8	26	53	17	12	AL	Black
373300350	145	128	M8	26	55	17	12	AL	Black
373300360	177	160	M8	26	57	17	12	AL	Black
373300370	209	192	M8	26	57	17	12	AL	Black
373300380	317	300	M8	26	57	17	12	AL	Black
373300390	417	400	M8	26	57	17	12	AL	Black
373300510	125	112	M6	20	49	13	10	SS	Natural
373300520	141	128	M6	20	51	13	10	SS	Natural

Tecnodin **Adjustable Feet & Tube Ends**

Page		Page		Page	
73		79		85	
73		79		85	
74		80		86	
74		80		87	
75		81		87	
75		82			
76		82			
76		82			
77		83			
78		83			
78		83			
79					

1188 FIXED FEET



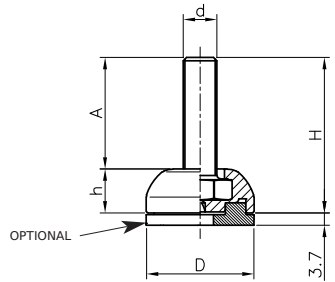
Code	D	H	h	d	A	Kg*	Color
118832520	32	38	13	M5	25	500	Black
118832512	32	43	13	M6	30	700	Black
118832533	32	39	13	M8	26	800	Black
118832534	32	36	13	M10	23	800	Black
118840520	40	38	13	M5	25	500	Black
118840540	40	43	13	M6	30	700	Black
118840533	40	49	13	M8	36	800	Black
118840534	40	46	13	M10	33	800	Black

Treated threaded steel stud.
PA: Black reinforced polyamide base.
* Max. static load.



Optional:
Non-slip rubber pad.
Supplied as an accessory (not mounted).
Ø 32mm Code 118800903
Ø 40mm Code 118800904

1188 FIXED FEET WITH SS STUD



Code	D	H	h	d	A	Kg*	Color
118832553	32	43	13	M6	30	700	Black
118832550	32	39	13	M8	26	800	Black
118832551	32	36	13	M10	23	800	Black
118840552	40	43	13	M6	30	700	Black
118840550	40	49	13	M8	36	800	Black
118840551	40	46	13	M10	33	800	Black

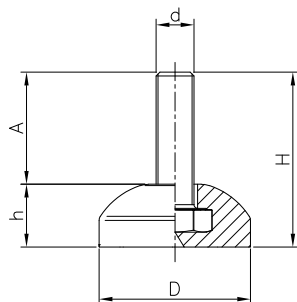
Stainless-steel AISI-304 threaded stud.
PA: Black reinforced polyamide base.
* Max. static load.



Optional:
Non-slip rubber pad.
Supplied as an accessory (not mounted).
Ø 32mm Code 118800903
Ø 40mm Code 118800904

INOX
Stainless
Steel

1188 FIXED RUBBER FEET



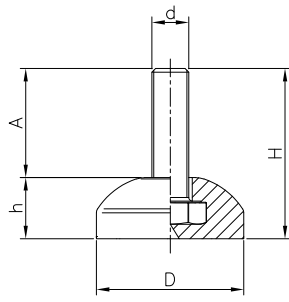
Code	D	H	h	d	A	Kg*	Color
118832570	32	42	16	M8	26	300	Black
118832571	32	36	16	M10	20	400	Black
118840570	40	52	16	M8	36	300	Black
118840571	40	46	16	M10	30	400	Black

Treated threaded steel stud.
RB: Rubber (Sh A 80).
* Max. static load.

1188 FIXED RUBBER FEET WITH SS STUD



INOX
Stainless Steel



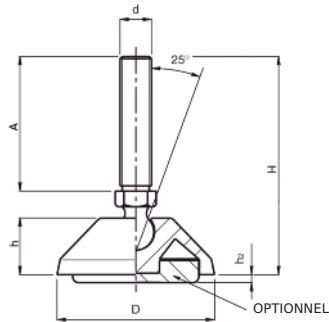
Code	D	H	h	d	A	Kg*	Color
118832580	32	42	16	M8	26	300	Black
118832581	32	36	16	M10	20	400	Black
118840580	40	52	16	M8	36	300	Black
118840581	40	46	16	M10	30	400	Black

Stainless-steel AISI-304 threaded stud.

RB: Rubber (Sh A 80).

* Max. static load.

1189 ADJUSTABLE FEET



Treated threaded steel stud.

PA: Black reinforced polyamide base.

* Max. static load.(vertical stud)



Optional:

Non-slip rubber pad.

Supplied as an accessory (not mounted).

Ø 32 mm Code 1188 00 903

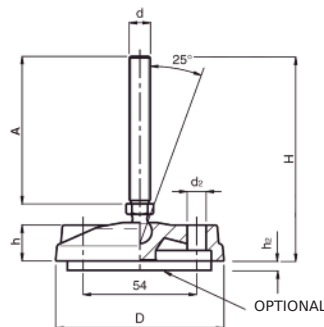
Ø 40 mm Code 1188 00 904

Ø 50 mm Code 1189 00 905 (NBR 70 Shore A)

Ø 80 mm Code 1189 00 907 (NBR 70 Shore A)

Code	D	H	h	d	A	h2	Kg*	Color
118903851	32	67	13	M8	45	2	1000	Black
118903852	32	92	13	M8	70	2	1000	Black
118903853	32	67	13	M10	45	2	1000	Black
118903854	32	92	13	M10	70	2	1000	Black
118904851	40	67	13	M8	45	3	1000	Black
118904852	40	92	13	M8	70	3	1000	Black
118904853	40	67	13	M10	45	3	1000	Black
118904854	40	92	13	M10	70	3	1000	Black
118905856	50	72	18	M8	45	2	1000	Black
118905857	50	97	18	M8	70	2	1000	Black
118905851	50	72	18	M10	45	2	1000	Black
118905852	50	97	18	M10	70	2	1000	Black
118905853	50	72	18	M12	45	2	1000	Black
118905854	50	97	18	M12	70	2	1000	Black
118908861	80	73	19	M8	45	2	1000	Black
118908862	80	98	19	M8	70	2	1000	Black
118908853	80	73	19	M10	45	2	1000	Black
118908854	80	98	19	M10	70	2	1000	Black
118908851	80	73	19	M12	45	2	1000	Black
118908852	80	98	19	M12	70	2	1000	Black
118908863	80	98	19	M14	70	2	1000	Black
118908864	80	148	19	M14	120	2	1000	Black
118908855	80	98	19	M16	70	2	1000	Black
118908856	80	148	19	M16	120	2	1000	Black
118908857	80	128	19	M20	100	2	1000	Black

1190 ADJUSTABLE FEET WITH THROUGH HOLES



Treated threaded steel stud.

PA: Black reinforced polyamide base.

* Max. static load.(vertical stud)



Optional:

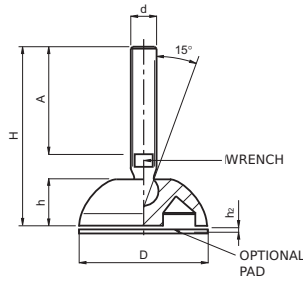
Non-slip rubber pad NBR 70 Shore A.

Supplied as an accessory (not mounted).

Ø 80 mm Code 1190 00 908

Code	D	H	h	d	A	h2	d2	Kg*	Color
119008858	80	73	19	M8	45	2	9	1000	Black
119008859	80	98	19	M8	70	2	9	1000	Black
119008853	80	73	19	M10	45	2	9	1000	Black
119008854	80	98	19	M10	70	2	9	1000	Black
119008851	80	73	19	M12	45	2	9	1000	Black
119008852	80	98	19	M12	70	2	9	1000	Black
119008860	80	98	19	M14	70	2	9	1000	Black
119008861	80	148	19	M14	120	2	9	1000	Black
119008855	80	98	19	M16	70	2	9	1000	Black
119008856	80	148	19	M16	120	2	9	1000	Black
119008857	80	128	19	M20	100	2	9	1000	Black

4201 ADJUSTABLE FEET 40/50 STAINLESS-STEEL STUD



Code	D	h	d	A	H	Wrench	h2	Kg*	Color
420104550	40	13	M8	45	68	6	2,5	1000	Black
420104551	40	13	M8	65	88	6	2,5	1000	Black
420104552	40	13	M10	35	60	8	2,5	1100	Black
420104553	40	13	M10	70	95	8	2,5	1100	Black
420105550	50	13	M8	45	68	6	2,5	1100	Black
420105551	50	13	M8	65	88	6	2,5	1100	Black
420105552	50	13	M10	35	60	8	2,5	1200	Black
420105553	50	13	M10	70	95	8	2,5	1200	Black
420105554	50	13	M12	43	70	10	2,5	1300	Black
420105555	50	13	M12	63	90	10	2,5	1300	Black

Stainless-steel AISI-304 threaded stud.

PA: Reinforced polyamide.

*Maximum static load calculated with vertical stud.

Other studs lengths: Please ask!

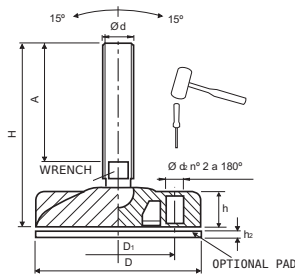
Optional: Non-slip rubber pad made of black PVC is supplied as an accessory (not mounted).

Ø 40 mm Code: 4250 01 040

Ø 50 mm Code: 4250 01 050



4201 ADJUSTABLE FEET 102/124 WITH STEEL STUD



Code	D	D1	h	d	A	H	d2	Wrench	h2	Kg*	Color
420110530	102	74	18	M16	90	130	10,5	13	3	2200	Black
420110531	102	74	18	M16	125	165	10,5	13	3	2200	Black
420110532	102	74	18	M16	165	205	10,5	13	3	2200	Black
420110533	102	74	18	M20	116	160	10,5	17	3	2400	Black
420110534	102	74	18	M20	206	250	10,5	17	3	2400	Black
420112530	124	94	24	M16	90	134	10,5	13	3	2500	Black
420112531	124	94	24	M16	125	169	10,5	13	3	2500	Black
420112532	124	94	24	M16	165	209	10,5	13	3	2500	Black
420112533	124	94	24	M20	116	164	10,5	17	3	2700	Black
420112534	124	94	24	M20	206	254	10,5	17	3	2700	Black

Zinc-plated treated threaded stud.

PA: Reinforced polyamide.

*Maximum static load calculated with vertical stud.

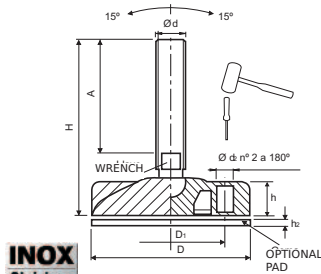
Holes can be opened with the help of a hammer for fixing the foot to the floor. Other studs lengths: Please ask.

Optional: Non-slip rubber pad made of black PVC is supplied as an accessory (not mounted).

Ø 102 mm Code: 4250 01 100

Ø 124 mm Code: 4250 01 120

4201 ADJUSTABLE FEET 80/102/124 WITH STAINLESS-STEEL STUD



Code	D	D1	h	d	A	H	d2	Wrench	h2	Kg*	Color
420108550	80	54	14	M8	45	74	9	6	3	1200	Black
420108551	80	54	14	M8	65	94	9	6	3	1200	Black
420108552	80	54	14	M10	35	66	9	8	3	1400	Black
420108553	80	54	14	M10	70	101	9	8	3	1400	Black
420108554	80	54	14	M12	43	76	9	10	3	1500	Black
420108555	80	54	14	M12	77	111	9	10	3	1500	Black
420108556	80	54	14	M16	60	97	9	13	3	1900	Black
420108557	80	54	14	M16	125	162	9	13	3	1900	Black
420108558	80	54	14	M20	116	157	9	17	3	2100	Black
420110550	102	74	18	M16	90	130	10,5	13	3	2200	Black
420110551	102	74	18	M16	125	165	10,5	13	3	2200	Black
420110552	102	74	18	M16	165	205	10,5	13	3	2200	Black
420110553	102	74	18	M20	116	160	10,5	17	3	2400	Black
420110554	102	74	18	M20	206	250	10,5	17	3	2400	Black
420112550	124	94	24	M16	90	134	10,5	13	3	2500	Black
420112551	124	94	24	M16	125	169	10,5	13	3	2500	Black
420112552	124	94	24	M16	165	209	10,5	13	3	2500	Black
420112553	124	94	24	M20	116	164	10,5	17	3	2700	Black
420112554	124	94	24	M20	206	254	10,5	17	3	2700	Black

Stainless-steel AISI 304 threaded stud.

PA: Reinforced polyamide.

*Maximum static load calculated with vertical stud.

Holes can be opened with the help of a hammer for fixing the foot to the floor. Other studs lengths: Please ask.

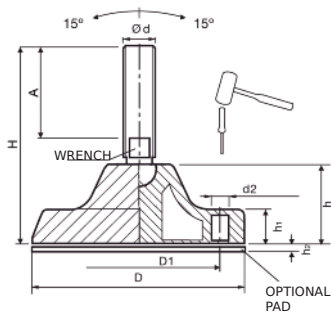
Optional: Non-slip rubber pad made of black PVC is supplied as an accessory (not mounted).

Ø 80 mm Code: 4250 01 080

Ø 102 mm Code: 4250 01 100

Ø 124 mm Code: 4250 01 120

4201HT ADJUSTABLE FEET 121 WITH STEEL STUD



Code	D	h	h1	d	A	H	D1	d2	Wrench	h2	Kg*	Color
420112502	121	41	20	M16	90	150	90	11	13	5	2500	Black
420112504	121	41	20	M16	125	185	90	11	13	5	2500	Black
420112506	121	41	20	M16	165	225	90	11	13	5	2500	Black
420112507	121	41	20	M20	86	149	90	11	17	5	2700	Black
420112509	121	41	20	M20	141	204	90	11	17	5	2700	Black
420112511	121	41	20	M24	96	159	90	11	19	5	2900	Black
420112513	121	41	20	M24	152	215	90	11	19	5	2900	Black
420112514	121	41	20	M24	182	245	90	11	19	5	2900	Black

PA: Reinforced polyamide.

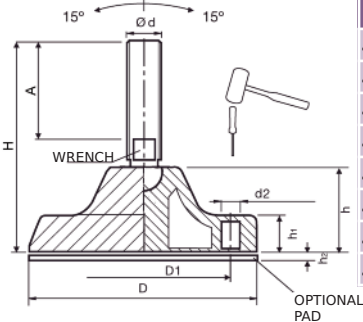
Zinc-plated treated threaded stud.

*Maximum static load calculated with vertical stud.
Holes can be opened with the help of a hammer for fixing the foot to the floor.

Other studs lengths: Please ask.

Optional: Non-slip rubber pad is supplied as an accessory, code 425002120.

4201HT ADJUSTABLE FEET 121 WITH STAINLESS-STEEL STUD



Code	D	h	h1	d	A	H	D1	d2	Wrench	h2	Kg*	Color
420112571	121	41	20	M16	90	150	90	11	13	5	2500	Black
420112572	121	41	20	M16	125	185	90	11	13	5	2500	Black
420112575	121	41	20	M16	165	225	90	11	13	5	2500	Black
420112576	121	41	20	M20	86	149	90	11	17	5	2700	Black
420112578	121	41	20	M20	141	204	90	11	17	5	2700	Black
420112580	121	41	20	M24	96	159	90	11	19	5	2900	Black
420112582	121	41	20	M24	152	215	90	11	19	5	2900	Black
420112583	121	41	20	M24	182	245	90	11	19	5	2900	Black

PA: Reinforced polyamide.

Stainless-steel threaded stud (AISI 304).

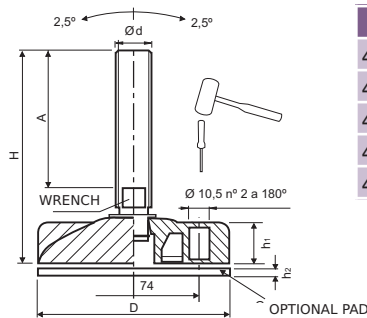
*Maximum static load calculated with vertical stud.
Holes can be opened with the help of a hammer for fixing the foot to the floor.

Other studs lengths: Please ask.

Optional: Non-slip rubber pad is supplied as an accessory, code 425002120.



4202 ADJUSTABLE FEET 102 FOR HEAVY LOADS WITH STEEL STUD



Code	D	h1	d	A	H	Wrench	h2	Kg*	Color
420210530	102	18	M16	119	159	13	3	3300	Black
420210531	102	18	M16	201	241	13	3	3300	Black
420210532	102	18	M20	107	150	17	3	3500	Black
420210533	102	18	M20	157	200	17	3	3500	Black
420210534	102	18	M24	162	208	19	3	3700	Black

Zinc-plated treated threaded stud.

PA: Reinforced polyamide.

*Maximum static load calculated with vertical stud.
Holes can be opened with the help of a hammer for fixing the foot to the floor.

Other studs lengths: Please ask.

Optional: Non-slip rubber pad made of black PVC is supplied as an accessory (not mounted).

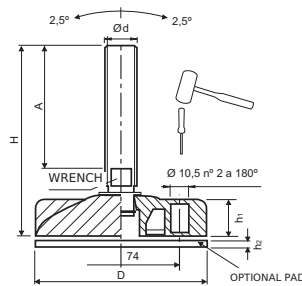
Ø 102 mm Code: 4250 01 100

4202

ADJUSTABLE FEET 102 FOR HEAVY LOADS WITH STAINLESS-STEEL STUD



INOX
Stainless Steel



Code	D	h1	d	A	H	Wrench	h2	Kg*	Color
420210550	102	20	M16	119	159	13	3	3300	Black
420210551	102	20	M16	201	241	13	3	3300	Black
420210552	102	20	M20	107	150	17	3	3500	Black
420210553	102	20	M20	157	200	17	3	3500	Black
420210554	102	20	M24	162	208	19	3	3700	Black

Stainless-steel AISI 304 threaded stud.

PA: Reinforced polyamide.

*Maximum static load calculated with vertical stud.

Holes can be opened with the help of a hammer for fixing the foot to the floor.

Other studs lenghts: Please ask.

Optional: Non-slip rubber pad made of black PVC is supplied as an accessory (not mounted).

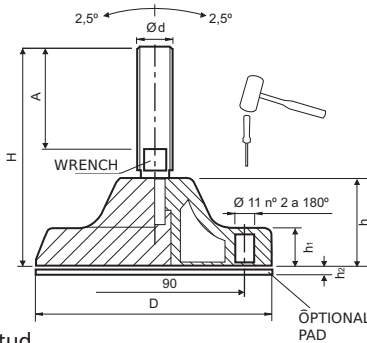
Ø 102 mm Code: 4250 01 100

4202

ADJUSTABLE FEET 121 FOR HEAVY LOADS WITH STEEL STUD



INOX
Stainless Steel



Code	D	h	h1	d	A	H	Wrench	h2	Kg*	Color
420212530	121	41	20	M16	119	176	13	5	4300	Black
420212531	121	41	20	M16	201	258	13	5	4300	Black
420212532	121	41	20	M20	107	167	17	5	4500	Black
420212533	121	41	20	M20	157	217	17	5	4500	Black
420212534	121	41	20	M24	162	225	19	5	4700	Black
420212539	121	41	20	M24	90	153	19	5	4700	Black
420212541	121	41	20	M30	125	188	24	5	5000	Black
420212542	121	41	20	M30	185	248	24	5	5000	Black

Zinc-plated treated threaded stud.

PA: Reinforced polyamide.

*Maximum static load calculated with vertical stud.

Holes can be opened with the help of a hammer for fixing the foot to the floor.

Other studs lenghts: Please ask.

Optional: Non-slip rubber pad made of black PVC is supplied as an accessory (not mounted).

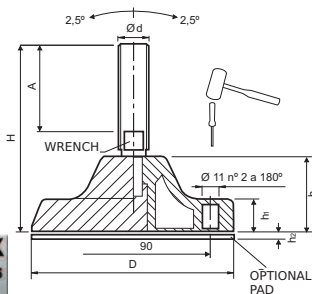
Code: 4250 02 120

4202

ADJUSTABLE FEET 121 FOR HEAVY LOADS WITH STAINLESS-STEEL STUD



INOX
Stainless Steel



Code	D	h	h1	d	A	H	Wrench	h2	Kg*	Color
420212550	121	41	20	M16	119	176	13	5	4300	Black
420212551	121	41	20	M16	201	258	13	5	4300	Black
420212552	121	41	20	M20	107	167	17	5	4500	Black
420212553	121	41	20	M20	157	217	17	5	4500	Black
420212554	121	41	20	M24	162	225	19	5	4700	Black
420212559	121	41	20	M24	90	153	19	5	4700	Black
420212561	121	41	20	M30	125	188	24	5	5000	Black
420212562	121	41	20	M30	185	248	24	5	5000	Black

Stainless-steel AISI 304 threaded stud.

PA: Reinforced polyamide.

*Maximum static load calculated with vertical stud.

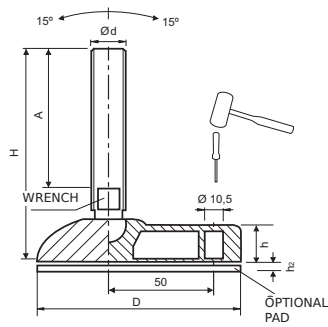
Holes can be opened with the help of a hammer for fixing the foot to the floor.

Other studs lenghts: Please ask.

Optional: Non-slip rubber pad made of black PVC is supplied as an accessory (not mounted).

Code: 4250 02 120

4203 ADJUSTABLE ASYMETRICAL BASE FEET WITH STEEL STUD



Code	D	d	A	H	Wrench	h	h2	Kg*	Color
420309530	95	M8	45	72	6	15	3	1200	Black
420309531	95	M8	65	92	6	15	3	1200	Black
420309532	95	M10	70	99	8	15	3	1300	Black
420309533	95	M12	43	74	10	15	3	1400	Black
420309534	95	M12	93	124	10	15	3	1400	Black
420309535	95	M16	90	125	13	15	3	1700	Black
420309536	95	M16	125	160	13	15	3	1700	Black
420309537	95	M16	165	200	13	15	3	1700	Black

Zinc-plated treated threaded stud.

PA: Reinforced polyamide.

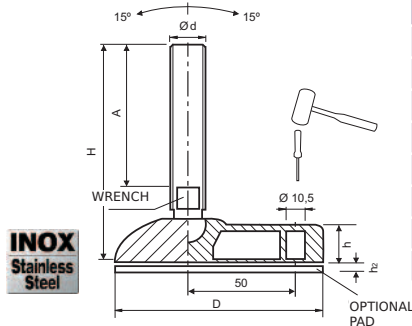
*Maximum static load calculated with vertical stud.
Holes can be opened with the help of a hammer for fixing the foot to the floor.

Other studs lengths: Please ask.

Optional: Non-slip rubber pad made of black PVC is supplied as an accessory (not mounted).

Code: 4250 03 090

4203 ADJUSTABLE ASYMETRICAL BASE FEET WITH STAINLESS-STEEL STUD



Code	D	d	A	H	Wrench	h	h2	Kg*	Color
420309550	95	M8	45	72	6	15	3	1200	Black
420309551	95	M8	65	92	6	15	3	1200	Black
420309552	95	M10	70	99	8	15	3	1300	Black
420309553	95	M12	43	74	10	15	3	1400	Black
420309554	95	M12	93	124	10	15	3	1400	Black
420309555	95	M16	90	125	13	15	3	1700	Black
420309556	95	M16	125	160	13	15	3	1700	Black
420309557	95	M16	165	200	13	15	3	1700	Black

Stainless-steel AISI 304 threaded stud.

PA: Reinforced polyamide.

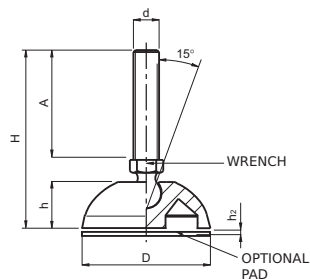
*Maximum static load calculated with vertical stud.
Holes can be opened with the help of a hammer for fixing the foot to the floor.

Other studs lengths: Please ask.

Optional: Non-slip rubber pad made of black PVC is supplied as an accessory (not mounted).

Code: 4250 03 090

4204 ADJUSTABLE FEET 60 WITH POLYAMIDE BASE AND STUD



Code	D	h	d	A	H	Wrench	h2	Kg*	Color
420406501	60	17	M16	67	101	24	3	700	Black
420406502	60	17	M20	140	174	24	3	750	Black

Base and stud made both of reinforced polyamide.

PA: Reinforced polyamide.

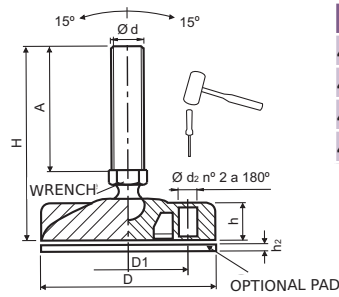
*Maximum static load calculated with vertical stud.

Other studs lengths: Please ask.

Optional: Non-slip rubber pad made of black PVC is supplied as an accessory (not mounted).

Code: 4250 01 060

4204 ADJUSTABLE FEET 80/102 WITH POLYAMIDE BASE AND STUD



Code	D	D1	h	d	A	H	d2	Wrench	h2	Kg*	Color
420408501	80	54	14	M16	67	104	9	24	3	700	Black
420408502	80	54	14	M20	140	177	9	24	3	750	Black
420410501	102	74	18	M16	67	107	10,5	24	3	700	Black
420410502	102	74	18	M20	140	180	10,5	24	3	750	Black

Base and stud made both of reinforced polyamide.

PA: Reinforced thermoplastic.

*Maximum static load calculated with vertical stud.

Holes can be opened with the help of a hammer for fixing the foot to the floor.

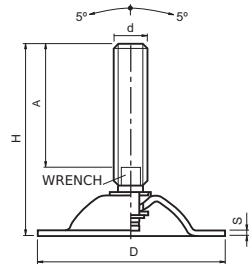
Other studs lengths: Please ask.

Optional: Non-slip rubber pad made of black PVC is supplied as an accessory (not mounted).

Ø Code: 4250 01 080

Ø Code: 4250 01 100

4205 STEEL FEET

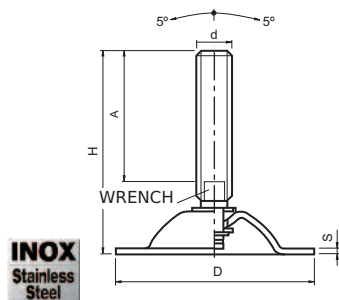


Code	D	H	d	A	S	Wrench	Kg*	Color
420511530	113	100	M16	58	3,5	13	1500	natural
420511531	113	187	M16	145	3,5	13	1500	natural
420511532	113	152	M20	107	3,5	17	1500	natural
420511533	113	202	M20	157	3,5	17	1500	natural
420511534	113	138	M24	90	3,5	19	1500	natural
420511535	113	210	M24	162	3,5	19	1500	natural
420511536	113	173	M30	125	3,5	24	1500	natural

Zinc-plated steel.

*Maximum static load calculated with vertical stud.

4205 STAINLESS-STEEL FEET

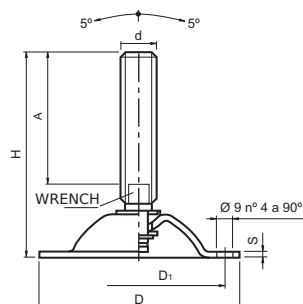


Code	D	H	d	A	S	Wrench	Kg*	Color
420511550	113	100	M16	58	3,5	13	1000	natural
420511551	113	187	M16	145	3,5	13	1000	natural
420511552	113	152	M20	107	3,5	17	1000	natural
420511553	113	202	M20	157	3,5	17	1000	natural
420511554	113	138	M24	90	3,5	19	1000	natural
420511555	113	210	M24	162	3,5	19	1000	natural
420511556	113	173	M30	125	3,5	24	1000	natural

Stainless-steel AISI-304.

*Maximum static load calculated with vertical stud.

4206 STEEL FEET WITH HOLES



Code	D	H	d	A	D1	S	Wrench	Kg*	Color
420611530	113	100	M16	58	95	3,5	13	1500	natural
420611531	113	187	M16	145	95	3,5	13	1500	natural
420611532	113	152	M20	107	95	3,5	17	1500	natural
420611533	113	202	M20	157	95	3,5	17	1500	natural
420611534	113	138	M24	90	95	3,5	19	1500	natural
420611535	113	210	M24	162	95	3,5	19	1500	natural
420611536	113	173	M30	125	95	3,5	24	1500	natural

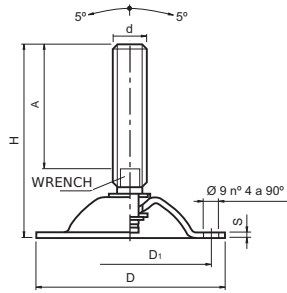
Zinc-plated steel.

*Maximum static load calculated with vertical stud.

4206 STAINLESS-STEEL FEET WITH HOLES



INOX
Stainless
Steel

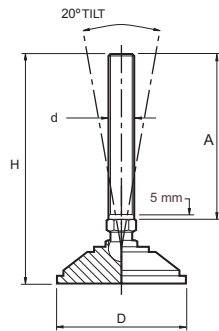


Code	D	H	d	A	D1	S	Wrench	Kg*	Color
420611550	113	100	M16	58	95	3,5	13	1000	natural
420611551	113	187	M16	145	95	3,5	13	1000	natural
420611552	113	152	M20	107	95	3,5	17	1000	natural
420611553	113	202	M20	157	95	3,5	17	1000	natural
420611554	113	138	M24	90	95	3,5	19	1000	natural
420611555	113	210	M24	162	95	3,5	19	1000	natural
420611556	113	173	M30	125	95	3,5	24	1000	natural

Stainless-steel AISI-304.

*Maximum static load calculated with vertical stud.

8201 FEET Ø70 STEEL, NICKEL PLATED



Code	D	d	A	H	Kg*	Color
820105501	55	M12	75	105	450	Natural
820105502	55	M12	150	180	600	Natural
820107501	70	M16	75	114	1500	Natural
820107502	70	M16	150	189	1500	Natural
820110501	100	M20	125	177	2000	Natural
820110502	100	M20	200	250	2000	Natural
820110503	100	M24	125	181	3000	Natural
820110504	100	M24	200	256	3000	Natural

FE: Mild Steel, Electroless Nickel Plated

* Max.static load (vertical stud).

Optional: Hygienic Seal to provide a protective cover over the ball and socket arrangement. Code 8271.

Supplied as an accessory, not mounted.

Optional: Non Slip Pad, Nitrile Rubber (3mm Thick).

Code 8270. Supplied as an accessory, not mounted.

For certain quantities, if you wish the rubber mounted please ask.

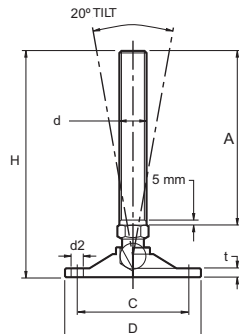


HYGIENIC SEAL



SLIP PAD

8202 FEET Ø100 STEEL, NICKEL PLATED



Code	D	d	A	H	C	d2	t	Kg*	Color
820205501	50	M8	60	82	40	5.5	4	300	Natural
820205502	50	M10	75	97	40	5.5	4	500	Natural
820205503	50	M12	75	100	40	5.5	4	750	Natural
820206501	60	M12	150	175	50	5.5	5	1250	Natural
820208501	80	M16	75	106	68	6.5	6	1750	Natural
820210501	100	M16	125	158	82	9	6.5	2500	Natural
820210502	100	M20	150	189	82	9	6.5	2500	Natural
820212501	120	M20	150	191	100	11	7.5	3750	Natural
820212502	120	M24	150	206	100	11	7.5	3750	Natural

FE: Mild Steel, Electroless Nickel Plated

* Max.static load (vertical stud).

Optional: Hygienic Seal to provide a protective cover over the ball and socket arrangement. Code 8271.

Supplied as an accessory, not mounted.

Optional (only available for Ø100): Non Slip Pad, Nitrile Rubber (3mm Thick). Code 8270.

Supplied as an accessory, not mounted.

For certain quantities, if you wish the rubber mounted please ask.



HYGIENIC SEAL

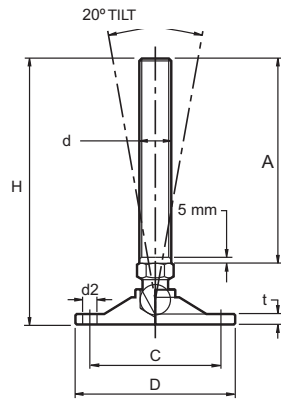


NON SLIP PAD

8203 STAINLESS-STEEL FEET 200



INOX
Stainless
Steel



INOX: Stainless Steel Base and Stud
AISI-303

* Max.static load (vertical stud).

Optional: Hygienic Seal to provide a protective cover over the ball and socket arrangement. Code 8271. Supplied as an accessory, not mounted.

Optional (only available for Ø100): Non Slip Pad, Nitrile Rubber (3mm Thick). Code 8270.

Supplied as an accessory, not mounted.

For certain quantities, if you wish the rubber mounted please ask.

Code	D	d	A	H	C	d2	t	Kg*	Color
820305501	50	M8	60	82	40	5.5	4	300	Natural
820305502	50	M10	75	97	40	5.5	4	500	Natural
820305503	50	M12	75	100	40	5.5	4	750	Natural
820306501	60	M12	150	175	50	5.5	5	1250	Natural
820308501	80	M16	75	106	68	6.5	6	1750	Natural
820310501	100	M16	125	158	82	9	6.5	2500	Natural
820310502	100	M20	150	189	82	9	6.5	2500	Natural
820312501	120	M20	150	191	100	11	7.5	3750	Natural
820312502	120	M24	150	206	100	11	7.5	3750	Natural



HYGIENIC SEAL

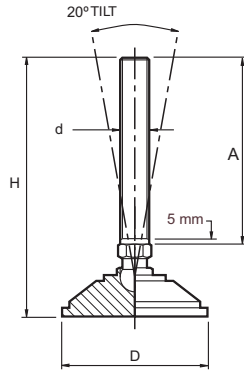


NON SLIP PAD

8205 STAINLESS-STEEL FEET 085



INOX
Stainless
Steel



INOX: 316L Stainless Steel Base and Stud

* Max.static load (vertical stud).

Optional: Hygienic Seal to provide a protective cover over the ball and socket arrangement. Code 8271. Supplied as an accessory, not mounted.

Optional: Non Slip Pad, Nitrile Rubber (3mm Thick). Code 8270.

Supplied as an accessory, not mounted.

For certain quantities, if you wish the rubber mounted please ask.

Code	D	d	A	H	Kg*	Color
820503501	38	M8	60	85	450	Natural
820503502	38	M10	75	100	450	Natural
820505501	55	M12	150	180	1500	Natural
820507501	70	M16	150	189	2000	Natural
820510501	100	M20	150	202	3000	Natural
820510502	100	M24	200	256	4000	Natural



HYGIENIC SEAL

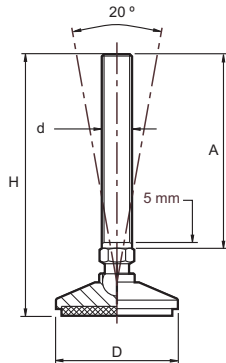


NON SLIP PAD

8206 STAINLESS-STEEL FEET 087



INOX
Stainless
Steel



INOX: Stainless Steel Base and Stud
AISI-303

* Max.static load (vertical stud).

Optional: Hygienic Seal to provide a protective cover over the ball and socket arrangement. Code 8271. Supplied as an accessory, not mounted.

Included: Non Slip Pad, Nitrile Rubber (3mm Thick) bonded to base.

Code	D	d	A	H	Kg*	Color
820605501	55	M12	75	102	750	Natural
820605502	55	M12	125	152	750	Natural
820606501	65	M16	75	108	1250	Natural
820606502	65	M16	125	158	1250	Natural
820607501	75	M20	125	166	1750	Natural
820607502	75	M20	150	191	1750	Natural
820610501	100	M24	125	177	2500	Natural
820610502	100	M24	150	202	2500	Natural

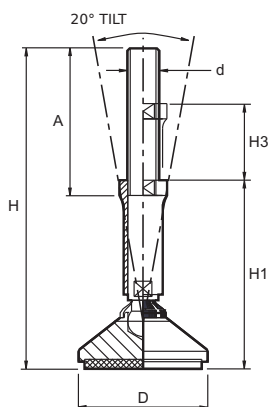


HYGIENIC SEAL

8207 STAINLESS-STEEL FEET 089



INOX
Stainless
Steel



Code	D	d	A	H	H3	H1	Kg*	Color
820705501	55	M12	68	104	25	70	750	Natural
820705502	55	M12	92	154	50	95	750	Natural
820707501	75	M16	68	130	50	75	1750	Natural
820707502	75	M16	92	180	50	100	1750	Natural
820710501	100	M20	68	136	25	85	2500	Natural
820710502	100	M20	92	186	50	110	2500	Natural

INOX: Stainless Steel Base and Stud
AISI-303

* Max.static load (vertical stud).

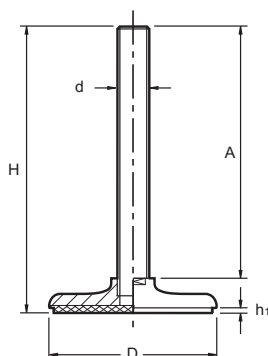
Included: Hygienic Seal to provide a protective cover over the ball and socket arrangement.

Included: Non Slip Pad, Nitrile Rubber (3mm Thick) bonded to base.

8208 STAINLESS-STEEL FEET 300-315



INOX
Stainless
Steel



Code	D	d	A	H	h1	Kg*	Color
820804501	40	M8	40	52	3	450	Natural
820804502	40	M10	60	72	3	600	Natural
820805501	50	M8	60	74	3	450	Natural
820805502	50	M10	80	94	3	600	Natural
820805503	50	M12	50	65	3	750	Natural
820805504	50	M12	100	115	3	750	Natural
820808501	80	M16	150	171	3	2000	Natural
820812501	120	M20	200	224	3	3000	Natural
820815501	150	M24	200	226	3	4000	Natural

INOX: Stainless Steel Base and Stud
AISI-303.

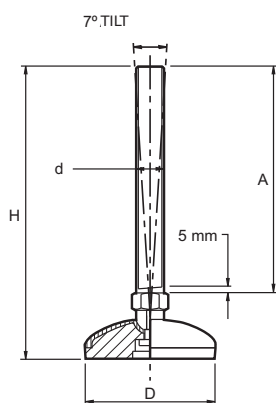
* Max.static load (vertical stud).

Included: Non Slip Pad, Nitrile Rubber (3mm Thick) bonded to base.

8220-1 STAINLESS-STEEL FEET 105



INOX
Stainless
Steel



Code	D	d	A	H	Kg*	Color
822051105	50	M10	50	75	350	Natural
822051310	50	M12	100	125	350	Natural
822051710	50	M16	100	128	350	Natural
822071710	75	M16	100	133	750	Natural
822072110	75	M20	150	185	750	Natural
822101710	100	M16	100	138	1000	Natural
822102115	100	M20	150	191	1000	Natural
822102515	100	M24	150	193	1000	Natural

INOX: Stainless Steel Base and Stud
AISI-303.

* Max.static load (vertical stud).

Optional: Hygienic Seal to provide a protective cover over the ball and socket arrangement. Code 8271. Supplied as an accessory, not mounted.

Included: Non Slip Pad, Nitrile Rubber bonded to base.

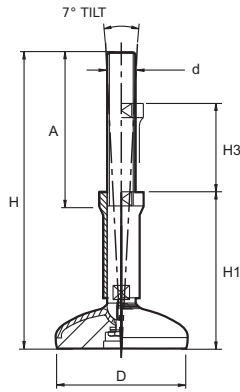


HYGIENIC SEAL

8222 STAINLESS-STEEL FEET 125



INOX
Stainless
Steel



Code	D	d	A	H	H1	H3	Kg*	Color
822205501	50	M12	68	104	70	25	350	Natural
822205502	50	M12	92	154	95	50	350	Natural
822207501	75	M16	68	130	75	50	750	Natural
822207502	75	M16	92	180	100	50	750	Natural
822210501	100	M20	68	136	85	25	1000	Natural
822210502	100	M20	92	186	110	50	1000	Natural

INOX: Stainless Steel Base and Stud
AISI-303

* Max.static load (vertical stud).

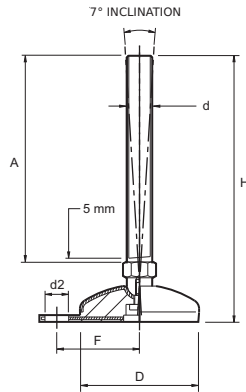
Included: Hygienic Seal to provide a protective cover over the ball and socket arrangement.

Included: Non Slip Pad, Nitrile Rubber bonded to base.

8250 STAINLESS-STEEL FEET 205



INOX
Stainless
Steel



Code	D	d	A	H	F	d2	Kg*	Color
825071710	75	M16	100	133	52	13	750	Natural
825071810	75	M16	150	183	52	13	750	Natural
825072115	75	M20	150	185	52	13	750	Natural
825091710	100	M16	100	138	67	13	1000	Natural
825092115	100	M20	150	191	67	13	1000	Natural
825092515	100	M24	150	193	67	13	1000	Natural



HYGIENIC SEAL

INOX: Stainless Steel Base and Stud
AISI-303

* Max.static load (vertical stud).

Optional: Hygienic Seal to provide a protective cover over the ball and socket arrangement. Code 8271.

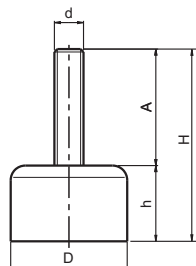
Supplied as an accessory, not mounted.

Included: Non Slip Pad, Nitrile Rubber bonded to base.

8260 RUBBER FEET B WITH SS STUD



INOX
Stainless
Steel



Code	D	h	d	A	H	Kg*	Color
826010602	20	13	M6	20	33	10	Natural
826020802	25	14	M8	20	34	15	Natural
826031003	30	16	M10	25	41	25	Natural
826031005	30	16	M10	50	66	25	Natural
826041204	40	20	M12	40	60	65	Natural
826041207	40	20	M12	70	90	65	Natural
826051204	50	20	M12	40	60	90	Natural

RUBBER: NBR 605 Shore.

* Max.static load (vertical stud).

Stainless steel bolt embedded in black rubber conforming with FDA

Suitable for light equipment standing on smooth surfaces.

8270 NON-SLIP PAD



Code	D (Diameter Base)	Material	Color
827045001	100	Nitrile	Black
827045002	100 (with holes)	Nitrile	Black
827045003	70	Nitrile	Black
827045004	55	Nitrile	Black
827045005	38	Nitrile	Black

Choose for the appropriate diameter base.
All the parts are without holes except code 827045002.


8271 HYGIENIC SEAL




Code	d	Material	Color
827146001	M24	Rubber	Black
827146002	M20	Rubber	Black
827146003	M16	Rubber	Black
827146004	M12	Rubber	Black
827146021	M12	Plastic	Black
827146022	M16	Plastic	Black
827146023	M20	Plastic	Black
827146024	M24	Plastic	Black

Choose the right model for your thread dimension.
The rubber hygienic seal works with models:
8201,8202,8203,8205,8206.
The plastic hygienic seal works with models: 8220, 8250.
Provide a protective cover over the ball and socket arrangement
helping prevent the ingress of contaminants into this inaccessible area.

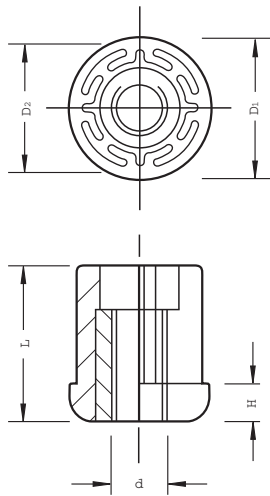
For a copy of our new catalogue of
Conveyor Components
Please ask us or visit our web site
www.tecnodin.com



4264 ROUND TUBE ENDS WITH THREADED INSERTS



Brass insert.
PA: Reinforced polyamide.
D1=Ext. dimension of the tube.
D2=Int. dimension of the tube.
* Max. static load.

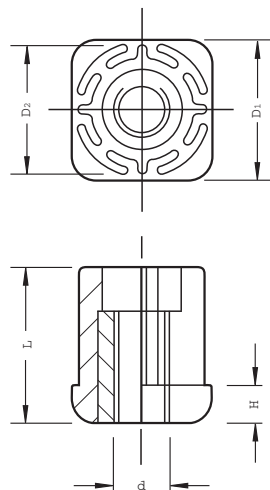


Code	D1	Tube section	D2	d	H	L	Kg*	Color
426430108	30	1	28	M8	6	31	450	Black
426430110	30	1	28	M10	6	31	500	Black
426430112	30	1	28	M12	6	31	550	Black
426430114	30	1	28	M14	6	31	600	Black
426430116	30	1	28	M16	6	31	650	Black
426438210	38	1,5	35	M10	8	38	500	Black
426438212	38	1,5	35	M12	8	38	550	Black
426438214	38	1,5	35	M14	8	38	600	Black
426438216	38	1,5	35	M16	8	38	650	Black
426442210	42,4	1,5	39,4	M10	8	38	700	Black
426442212	42,4	1,5	39,4	M12	8	38	750	Black
426442214	42,4	1,5	39,4	M14	8	38	800	Black
426442216	42,4	1,5	39,4	M16	8	38	850	Black
426442220	42,4	1,5	39,4	M20	8	38	900	Black
426448212	48,3	1,5	45,3	M12	10	45	800	Black
426448214	48,3	1,5	45,3	M14	10	45	850	Black
426448216	48,3	1,5	45,3	M16	10	45	900	Black
426448220	48,3	1,5	45,3	M20	10	45	950	Black
426460310	60,3	2	56,3	M10	12	52	750	Black
426460312	60,3	2	56,3	M12	12	52	800	Black
426460314	60,3	2	56,3	M14	12	52	850	Black
426460316	60,3	2	56,3	M16	12	52	900	Black
426460320	60,3	2	56,3	M20	12	52	950	Black
426460324	60,3	2	56,3	M24	12	52	1000	Black
426460410	60,3	2,5	55,3	M10	12	52	750	Black
426460412	60,3	2,5	55,3	M12	12	52	800	Black
426460414	60,3	2,5	55,3	M14	12	52	850	Black
426460416	60,3	2,5	55,3	M16	12	52	900	Black
426460420	60,3	2,5	55,3	M20	12	52	950	Black
426460424	60,3	2,5	55,3	M24	12	52	1000	Black

4268 SQUARE TUBE ENDS WITH THREADED INSERTS




Brass insert.
PA: Reinforced polyamide
D1=Ext. dimension of the tube.
D2=Int. dimension of the tube.
* Max. static load.



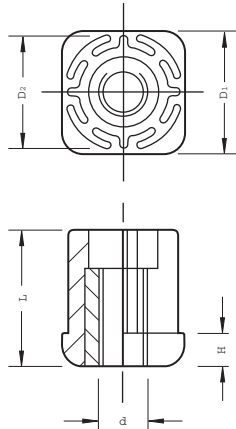
Code	D1	Tube section	D2	d	H	L	Kg*	Color
426820208	20x20	1,5	17	M8	5	23	450	Black
426825208	25x25	1,5	22	M8	6	26	450	Black
426825210	25x25	1,5	22	M10	6	26	500	Black
426825212	25x25	1,5	22	M12	6	26	550	Black
426830210	30x30	1,5	27	M10	6	31	500	Black
426830212	30x30	1,5	27	M12	6	31	550	Black
426830214	30x30	1,5	27	M14	6	31	600	Black
426830216	30x30	1,5	27	M16	6	31	650	Black
426835210	35x35	1,5	32	M10	8	38	700	Black
426835212	35x35	1,5	32	M12	8	38	750	Black
426835214	35x35	1,5	32	M14	8	38	800	Black
426835216	35x35	1,5	32	M16	8	38	850	Black
426835220	35x35	1,5	32	M20	8	38	900	Black
426840210	40x40	1,5	37	M10	8	38	750	Black
426840212	40x40	1,5	37	M12	8	38	800	Black
426840214	40x40	1,5	37	M14	8	38	850	Black
426840216	40x40	1,5	37	M16	8	38	900	Black
426840220	40x40	1,5	37	M20	8	38	950	Black
426840310	40x40	2	36	M10	8	38	750	Black
426840312	40x40	2	36	M12	8	38	800	Black
426840314	40x40	2	36	M14	8	38	850	Black
426840316	40x40	2	36	M16	8	38	900	Black
426840320	40x40	2	36	M20	8	38	950	Black
426845310	45x45	2	41	M10	8	38	750	Black
426845312	45x45	2	41	M12	8	38	800	Black
426845314	45x45	2	41	M14	8	38	850	Black
426845316	45x45	2	41	M16	8	38	900	Black
426850212	50x50	1,5	47	M12	10	45	800	Black

4268 SQUARE TUBE ENDS WITH THREADED INSERTS



Brass insert.

PA: Reinforced polyamide
 D1=Ext. dimension of the tube.
 D2=Int. dimension of the tube.
 * Max. static load.

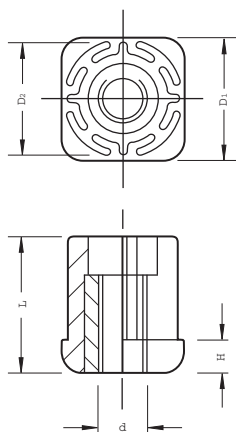


Code	D1	Tube section	D2	d	H	L	Kg*	Color
426850214	50x50	1,5	47	M14	10	45	850	Black
426850216	50x50	1,5	47	M16	10	45	900	Black
426850220	50x50	1,5	47	M20	10	45	950	Black
426850312	50x50	2	47	M12	10	45	800	Black
426850314	50x50	2	46	M14	10	45	850	Black
426850316	50x50	2	46	M16	10	45	900	Black
426850320	50x50	2	46	M20	10	45	950	Black
426860512	60x60	3	54	M12	10	45	800	Black
426860514	60x60	3	54	M14	10	45	850	Black
426860516	60x60	3	54	M16	10	45	900	Black
426860520	60x60	3	54	M20	10	45	950	Black
426880516	80x80	3	74	M16	10	45	900	Black
426880520	80x80	3	74	M20	10	45	950	Black

8268 SQUARE TUBE ENDS WITH SS THREADED INSERTS

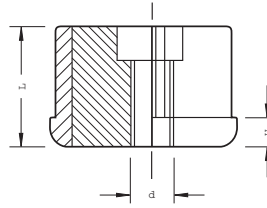



Stainless Steel AISI-303 insert.
 PA: Reinforced polyamide
 D1=Ext. dimension of the tube.
 D2=Int. dimension of the tube.
 * Max. static load.



Code	D1	Tube section	D2	d	H	L	Kg*	Color
826830210	30X30	1.5	27	M10	8	43	500	Black
826830212	30X30	1.5	27	M12	8	43	500	Black
826830216	30X30	1.5	27	M16	8	43	500	Black
826840210	40X40	1.5	37	M10	8	43	1000	Black
826840212	40X40	1.5	37	M12	8	43	1000	Black
826840216	40X40	1.5	37	M16	8	43	1000	Black
826840220	40X40	1.5	37	M20	8	43	1000	Black
826840310	40X40	2	36	M10	8	43	1000	Black
826840312	40X40	2	36	M12	8	43	1000	Black
826840316	40X40	2	36	M16	8	43	1000	Black
826840320	40X40	2	36	M20	8	43	1000	Black
826850216	50X50	1.5	47	M16	10	55	1200	Black
826850220	50X50	1.5	47	M20	10	55	1200	Black
826850224	50X50	1.5	47	M24	10	55	1200	Black
826850316	50X50	2	46	M16	10	55	1200	Black
826850320	50X50	2	46	M20	10	55	1200	Black
826850324	50X50	2	46	M24	10	55	1200	Black





Brass insert.

PA: Reinforced polyamide


D1=Ext. dimension of the tube.

D2=Int. dimension of the tube.

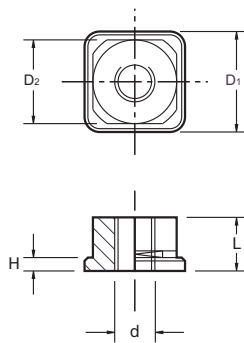
* Max. static load.

Code	D1	Tube section	D2	d	H	L	Kg*	Color
428220308	20x50	2	16x46	M8	5	28	450	Black
428230308	30x60	2,5	25x55	M8	8	38	450	Black
428230310	30x60	2,5	25x55	M10	8	38	500	Black
428230312	30x60	2,5	25x55	M12	8	38	550	Black
428230316	30x60	2,5	25x55	M16	8	38	650	Black
428240316	40x80	2	36x76	M16	10	45	900	Black
428240320	40x80	2	36x76	M20	10	45	950	Black
428250302	50x100	2	46x96	M16	10	45	900	Black
428250303	50x100	2	46x96	M20	10	45	950	Black
428250305	50x100	3	44x94	M16	10	45	900	Black
428250306	50x100	3	44x94	M20	10	45	950	Black
428250316	50x150	3	44x144	M16	10	45	900	Black
428250320	50x150	3	44x144	M20	10	45	950	Black
428260316	60x120	3	54x114	M16	10	45	900	Black
428260320	60x120	3	54x114	M20	10	45	950	Black

8273-8274-8275 FRAME INSERTS P30 / P40 / P50



INOX
Stainless
Steel



Weldable Stainless Steel threaded insert for square hollow sections.













Stainless Steel AISI-303.

*Max. recommended load.

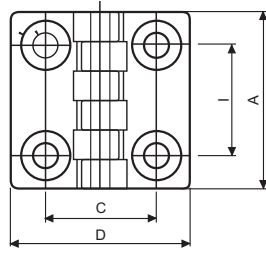
s= Tube thickness.

Code	D1	s	D2	d	H	L	Kg*	Color
827300112	30x30	2	26x26	M12	4	12	1500	Natural
827300016	30x30	2	26x26	M16	4	16	2000	Natural
827300212	30x30	3	24x24	M12	4	12	1500	Natural
827300116	30x30	3	24x24	M16	4	16	2000	Natural
827400116	40x40	2	36x36	M16	5	16	2000	Natural
827400120	40x40	2	36x36	M20	5	20	3000	Natural
827400216	40x40	3	34x34	M18	5	16	2000	Natural
827400220	40x40	3	34x34	M20	5	20	3000	Natural
827400024	40x40	3	34x34	M24	5	24	4000	Natural
827500116	50x50	2	46x46	M16	6	16	2000	Natural
827500120	50x50	2	46x46	M20	6	20	3000	Natural
827500024	50x50	2	46x46	M24	6	24	4000	Natural
827500216	50x50	3	44x44	M16	6	16	2000	Natural
827500220	50x50	3	44x44	M20	6	20	3000	Natural
827500124	50x50	3	44x44	M24	6	24	4000	Natural

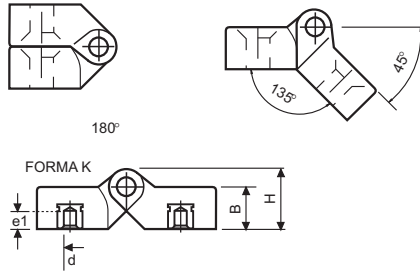
TecnodinHinges

Page		Page	
89		93	
89		93	
89		93	
89			
90			
90			
90			
90			
91			
91			
92			
92			

4754K FLAT HINGE K WITH THREADED INSERTS

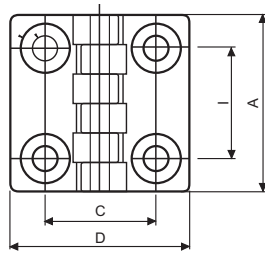


Code	A	D	I	C	H	B	d	e1	Color
475404301	48	48	30	30	15.5	10.5	M5	7	Black
475406301	64	64	40	40	19	13	M6	9	Black
475409301	95	95	60	63	28.5	19	M8	13	Black

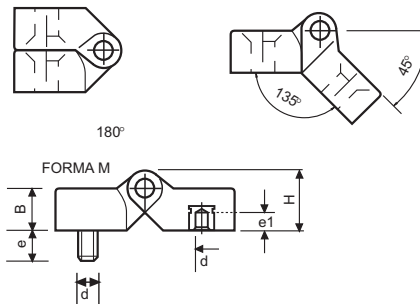


Brass inserts.
PA: Polyamide.
Zinc plated steel pin .

4754M FLAT HINGE M WITH THREADED INSERTS AND THREADED STUDS

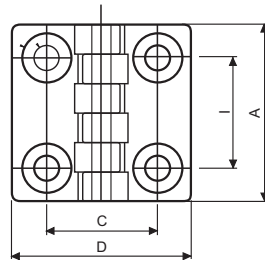


Code	A	D	I	C	H	B	d	e	e1	Color
475404701	48	48	30	30	15.5	10.5	M5	15	7	Black
475406701	64	64	40	40	19	13	M6	20	9	Black
475409701	95	95	60	63	28.5	19	M8	20	13	Black

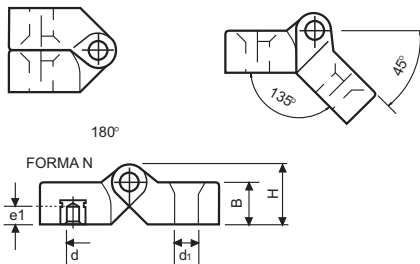


Treated steel studs and brass inserts.
PA: Polyamide.
Zinc plated steel pin.

4754N FLAT HINGE N WITH THROUGH HOLES AND THREADED INSERTS

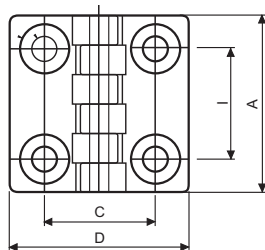


Code	A	D	I	C	H	B	d	d1	e1	Color
475404402	48	48	30	30	15.5	10.5	M6	6.5	7	Black
475406401	64	64	40	40	19	13	M6	6.5	9	Black

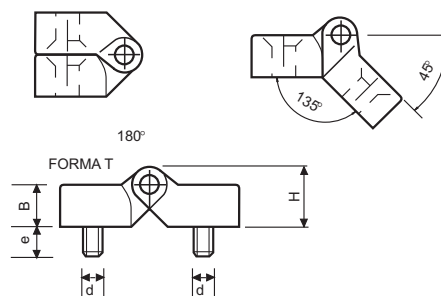


Brass inserts and through holes.
PA: Polyamide.
Zinc plated steel pin .

4754T FLAT HINGE T WITH THREADED STUDS

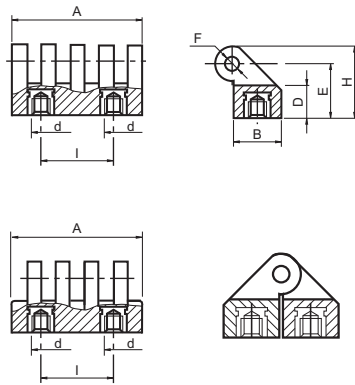


Code	A	D	I	C	H	B	d	e	Color
475404501	48	48	30	30	15.5	10.5	M5	15	Black
475406501	64	64	40	40	19	13	M6	20	Black
475409501	95	95	60	63	28.5	19	M8	20	Black



Treated steel studs.
PA: Polyamide.
Zinc plated steel pin .

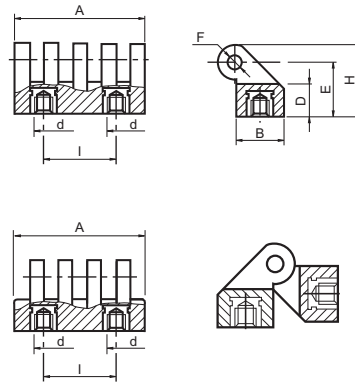
4755K HK HINGE WITH THREADED INSERTS



Code	A	D	I	d	E	B	H	F	Color
475503551	30	11	15	M5	19	17	25	4	Black
475505351	54	13	30	M6	22	20	29	5	Black
475507351	78	16	42	M8	31	30	42	8	Black

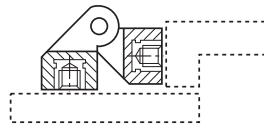
Brass inserts.
PA: Polyamide.
Zinc plated steel pin. Complete rotation: 180°.

4755K* HK* HINGE WITH THREADED INSERTS



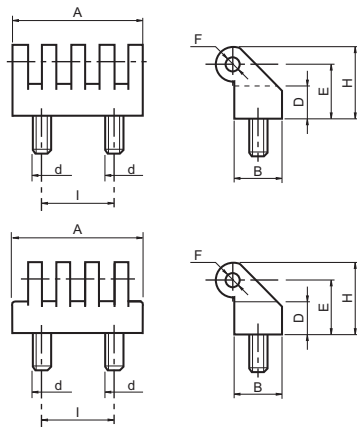
Code	A	D	I	d	E	B	H	F	Color
475503553	30	11	15	M5	19	17	25	4	Black
475505353	54	13	30	M6	22	20	29	5	Black
475507353	78	16	42	M8	31	30	42	8	Black

Brass inserts.
PA: Polyamide.
Zinc plated steel pin. Complete rotation: 180°.



MOUNTING EXAMPLE

4755T HT HINGE WITH THREADED STUDS

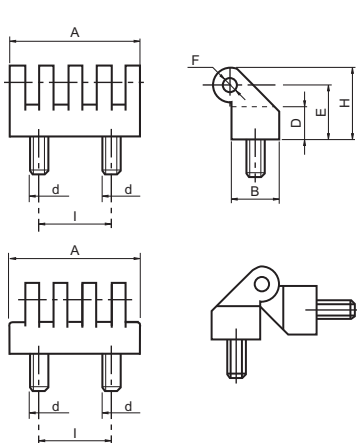


Code	A	D	I	d	E	B	H	F	Color
475503552	30	11	15	M5	19	17	25	4	Black
475505352	54	13	30	M6	22	20	29	5	Black
475507352	78	16	42	M8	31	30	42	8	Black

Treated steel studs.
PA: Polyamide.
Zinc plated steel pin. Complete rotation: 180°.

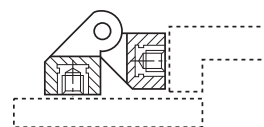


4755T* HT* HINGE WITH THREADED STUDS




Code	A	D	I	d	E	B	H	F	Color
475503554	30	11	15	M5	19	17	25	4	Black
475505354	54	13	30	M6	22	20	29	5	Black
475507354	78	16	42	M8	31	30	42	8	Black

Treated steel studs.
PA: Polyamide.
Zinc plated steel pin. Complete rotation: 180°.

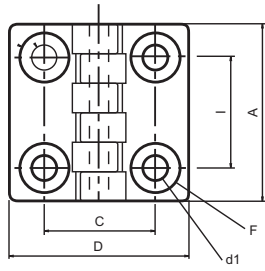


MOUNTING EXAMPLE

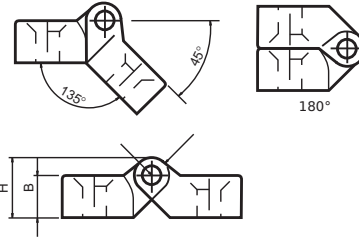
4756 THROUGH HOLE HINGE




PA: Polyamide.
Zinc plated steel pin.



Code	A	D	I	C	d1	B	H	F	Color
475603050	32	32	20	20	4.5	7	10.5	8	Black
475604055	48	48	30	30	6.5	10.5	15.5	13	Black
475606056	64	64	40	40	6.5	13	19	13	Black
475609050	96	96	60	63	8.5	16	24	16	Black
475610050	96	96	60	63	10.5	16	24	20	Black

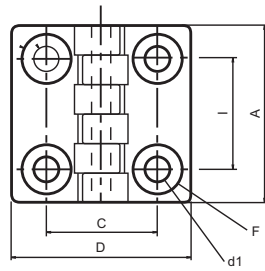


4756 THROUGH HOLE HINGE WITH STAINLESS STEEL PIN

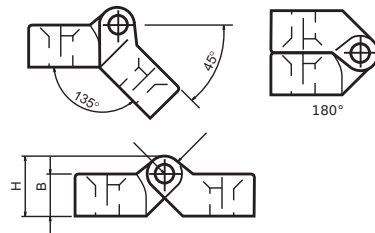


PA: Polyamide.
Stainless steel pin.


INOX
Stainless
Steel



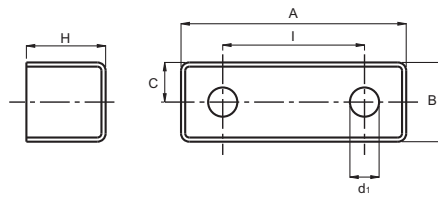
Code	A	D	I	C	d1	B	H	F	Color
475603150	32	32	20	20	4.5	7	10.5	8	Black
475604150	48	48	30	30	6.5	10.5	15.5	13	Black
475606150	64	64	40	40	6.5	13	19	13	Black
475609150	96	96	60	63	8.5	16	24	16	Black
475610150	96	96	60	63	10.5	16	24	20	Black



4757 SHIM FOR HINGE WITH THROUGH HOLES 4756



PA: Polyamide.

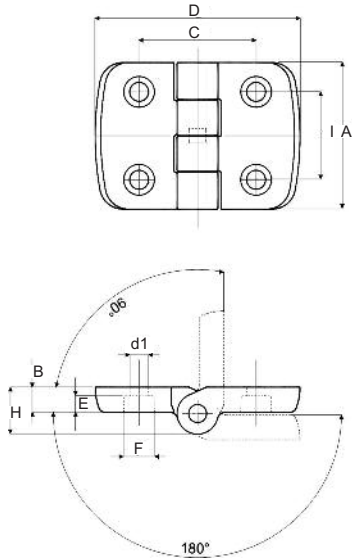


Code	A	I	C	d1	B	H	Color
475741030	48	30	8	8.5	22	22.5	Black
475741140	65	40	11	8.5	22	22.5	Black

4246 233 THROUGH HOLE HINGE



PA: Reinforced polyamide.
Pin made of stainless-steel.
Maximum rotation 270°.

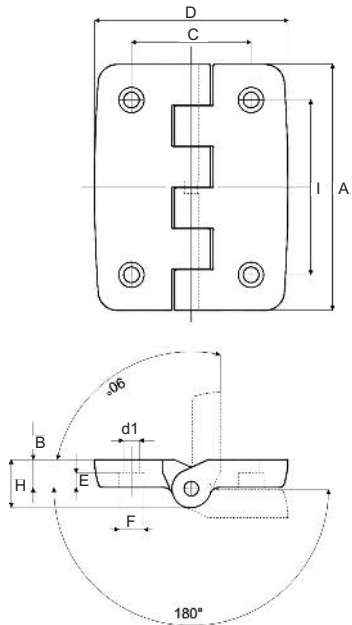


Code	A	D	I	C	d1	F	B	E	H	Color
424680970	50	50	34	34	5,5	10,5	8,5	3,5	16	Black
424680772	50	50	30	31	5,5	9	8,5	5	16	Black
424680773	50	70	30	40	6,5	10,5	8,5	6	16	Black
424680774	50	70	30	46	6,5	10,5	8,5	6	16	Black
424680775	50	70	30	46	8,5	13,5	8,5	5	16	Black

4247 234 THROUGH HOLE HINGE

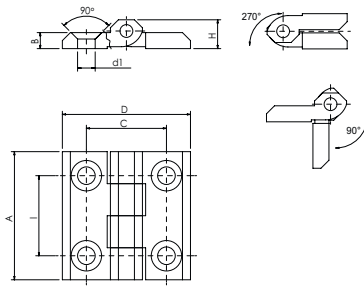


PA: Reinforced polyamide.
Pin made of stainless-steel.
Maximum rotation 270°.



Code	A	D	I	C	d1	F	B	E	H	Color
424780776	102	80	72,5	49,5	6,5	10,5	11,5	6	20	Black
424780777	102	80	72,5	49,5	8,5	13,5	11,5	8	20	Black

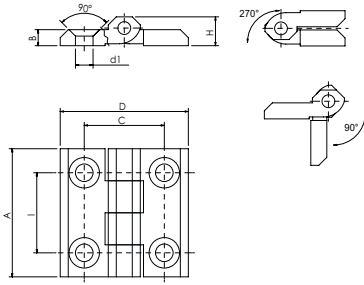
4756 BK METALIC THROUGH HOLE HINGE, BLACK



Code	A	D	I	C	d1	B	H	Color
475604910	40	40	25	25	5,5	5	9	Black
475605910	50	50	30	30	6,5	6	11,5	Black
475606910	60	60	36	36	6,5	6	11,5	Black
475607910	64	64	40	40	6,5	6	11,5	Black

Za: zinc die-cast, black.
Stainless steel pin AISI 303.

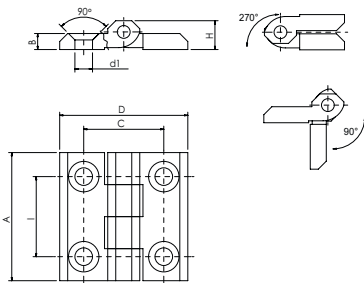
4756 CR METALIC THROUGH HOLE HINGE, CHROMED



Code	A	D	I	C	d1	B	H	Color
475604920	40	40	25	25	5,5	5	9	Chrome
475605920	50	50	30	30	6,5	6	11,5	Chrome
475606920	60	60	36	36	6,5	6	11,5	Chrome

Za: zinc die-cast, chromed.
Stainless steel pin AISI 303.




















4756 INOX STAINLESS STEEL THROUGH HOLE HINGE



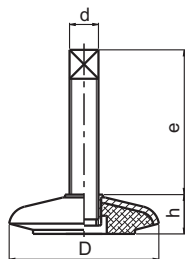
Code	A	D	I	C	d1	B	H	Color
475604930	40	40	25	25	5,5	5	9	Natural
475605930	50	50	30	30	6,5	6	11,5	Natural
475606930	60	60	36	36	8,5	6	11,5	Natural

SS: Stainless Steel AISI 316.
Stainless steel pin AISI 303.

Tecnodin **Antivibration** Mounts

Page		Page	
95		100	
95		100	
96		101	
96		101	
97		101	
97		102	
97		102	
98			
98			
99			
99			
100			

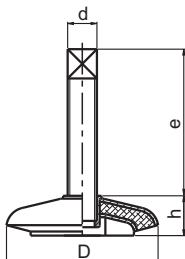
4101 RAPIDO ANTI-VIBRATION MOUNT



Code	D	d	e	h	Cd	Ce
410108012	80	M12	53	27	320	900
410111014	110	M14	93	32	550	1500
410114016	140	M16	91	39	750	2000
410120020	200	M20	113	62	1450	3600

Zinc plated steel base.
Stud with two washers and two nuts for adjusting.
Rubber compound oil and slide proof.
Cd: Max. dynamic load (Kg).
Ce: Max. static load (Kg).

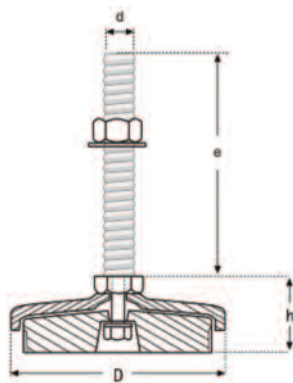
4103 MAQUINAS ANTI-VIBRATION MOUNT



Code	D	d	e	h	Cd	Ce
410308012	80	M12	53	27	400	1200
410311014	110	M14	93	32	650	1900
410314016	140	M16	91	39	900	2850
410320020	200	M20	113	62	1800	6000

Zinc plated steel base.
Stud with two washers and two nuts for adjusting.
Rubber compound oil and slide proof.
An intermediate lay of rubber gives higher capacity and vibration control.
Cd: Max. dynamic load (Kg).
Ce: Max. static load (Kg).

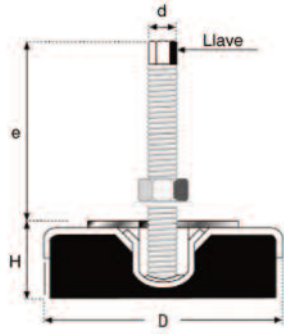
4104 ANTI-VIBRATION FEET



Code	D	h	d	e	Ce
410404025	40	25	M10	50	600
410405027	50	27	M12	75	700
410408031	80	31	M12	100	800
410412035	120	35	M16	100	1000
410416036	160	36	M20	150	2000
410420060	200	60	M20	150	3000

Rubber NBR 80° shore.
Zinc plated steel revolving spindle.
Spindle assembled to the base.
Ce: Max. static load (Kg).

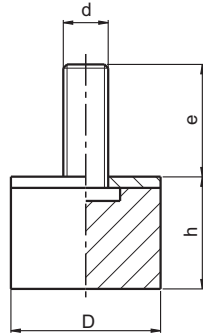
4105 ANTI-VIBRATION LEVELING FEET



Code	D	H	d x pitch	e	Wrench	Ce
410508045	80	45	M12x1,25	100	12	700
410512045	120	45	M16x1,50	120	15	1000
410516045	160	45	M20x1,50	150	15	1500
410520055	200	55	M20x2,50(*)	160	25	4000

Rubber NBR 80° shore.
 Height adjustable base.
 Zinc plated steel spindle.
 Fine Thread square headed bolt spindle.
 (*) Standard pitch.
 Base and spindle not assembled.
 Ce: Max. static load (Kg).

4111 P ANTI-VIBRATION MOUNT



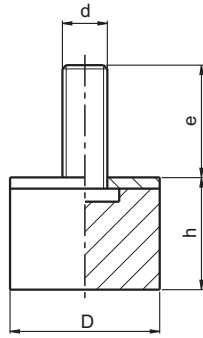
NR Rubber Compound 60°±5° shore A.
 Zinc plated steel stud.
 Used like feet for light machinery.
 Cp: Max. compression load (Kg).
 Different sizes on demand.

Code	D	h	d	e	Cp
411101510	15	10	M4	10	10
411101015	15	15	M4	14	10
411101610	16	10	M5	12	12
411102010	20	10	M6	16	16
411102015	20	15	M6	16	18
411102020	20	20	M6	16	18
411102025	20	25	M6	16	18
411102030	20	30	M6	16	16
411102515	25	15	M6	18	29
411102520	25	20	M6	18	29
411102525	25	25	M6	18	29
411102530	25	30	M8	20	29
411103010	30	10	M8	23	42
411103015	30	15	M8	23	42
411103020	30	20	M8	23	42
411103025	30	25	M8	23	42
411103030	30	30	M8	23	38
411103040	30	40	M8	23	38
411104020	40	20	M8	23	57
411104030	40	30	M8	23	75
411104035	40	35	M8	23	75
411104040	40	40	M10	28	75
411105020	50	20	M10	28	117
411105030	50	30	M10	28	117
411105040	50	40	M10	28	117
411105045	50	45	M10	28	117
411105050	50	50	M10	28	117
411106020	60	20	M12	37	169
411106030	60	30	M12	37	169
411106040	60	40	M12	37	169
411106050	60	50	M12	37	169
411107525	75	25	M12	37	265
411107540	75	40	M12	37	265
411107550	75	50	M12	37	265
411110040	100	40	M16	45	471
411110050	100	50	M16	45	471
411110080	100	80	M16	57	380

4110 PSS STAINLESS STEEL ANTI-VIBRATION MOUNT



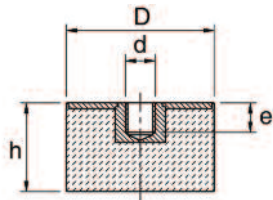
INOX
Stainless
Steel



NR Rubber Compound $60^{\circ}\pm 5^{\circ}$ shore A.
Stainless steel screw and washer AISI 304.
Screw pressed on the washer.
Cp: Max. compression load (Kg).

Code	D	h	d	e	Cp
411091515	15	15	M4	14	15
411092015	20	15	M6	16	34
411092520	25	20	M6	18	45
411093030	30	30	M8	23	61
411094030	40	30	M8	23	98

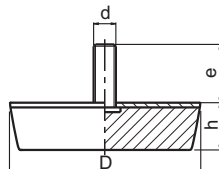
4112 PF ANTI-VIBRATION MOUNT



NR Rubber Compound $60^{\circ}\pm 5^{\circ}$ shore A.
Threaded blind hole.
Zinc plated steel washers.
Cp: Max. compression load (Kg).

Code	D	h	d	e	Cp
411202518	25	18	M6	9	29
411202520	25	20	M6	8	29
411203020	30	20	M8	6	42
411204030	40	30	M8	10	75
411205020	50	20	M10	10	117
411205030	50	30	M10	9	117

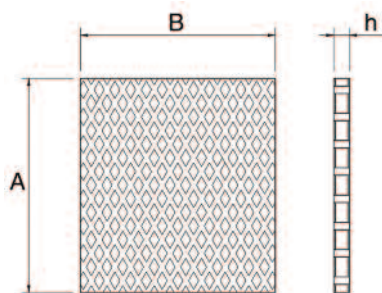

4113 SQUARE ANTI-VIBRATION MOUNT



NBR Rubber Compound $70^{\circ}\pm 5^{\circ}$ shore A.
Zinc plated steel stud.
Used like feet for light machinery.
Cp: Max. compression load (Kg).

Code	D	h	d	e	Cp
411308010	80x80	30	M10	27	450
411312012	120x120	30	M12	36	900

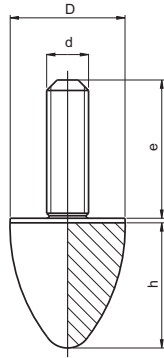
4114 RUBBER PLATE



NBR Rubber compound.
Cp: Max. compression load (Kg/cm²).

Code	A	B	h	Cp
411422000	220	201	16	15

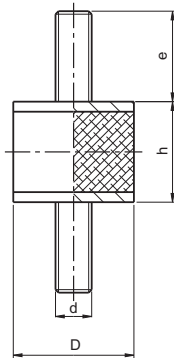
4117 AV ANTI-VIBRATION MOUNT



NR Rubber compound $65^{\circ}\pm 5^{\circ}$ shore A.
Zinc plated steel stud.
Used as shock-absorbers, feet and stroke end.
Cp: Max. compression load(Kg).

Code	D	h	d	e	Cp
411702522	25	22	M6	20	20
411702530	25	30	M6	18	18
411703036	30	36	M8	23	25
411704030	40	30	M8	23	29
411704060	40	60	M8	23	28
411705050	50	50	M10	28	54
411705064	50	64	M8	35	50
411706060	60	60	M12	33	72
411707570	75	70	M12	37	117
411710085	100	85	M16	46	330

4121 M ANTI-VIBRATION MOUNT



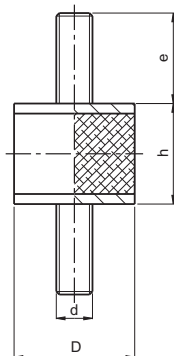
NR Rubber compound $60^{\circ}\pm 5^{\circ}$ shore A.
Zinc plated steel stud.
More sizes on demand.
Cp: Max. compression load (Kg).
Cz: Max. shear load (Kg).

Code	D	h	d	e	Cp	Cz
412101310	13	10	M5	10	15	2
412101515	15	15	M4	14	15	2
412102010	20	10	M6	16	36	3
412102015	20	15	M6	16	34	4
412102020	20	20	M6	16	34	2
412102515	25	15	M6	18	35	5
412102520	25	20	M6	18	45	5
412102530	25	30	M6	18	34	3
412103020	30	20	M8	23	66	9
412103030	30	30	M8	23	61	7
412103040	30	40	M8	23	55	5
412104030	40	30	M8	23	98	15
412104035	40	35	M8	23	88	13
412105020	50	20	M10	28	168	21
412105030	50	30	M10	28	158	19
412105040	50	40	M10	28	143	17
412105050	50	50	M10	28	133	13
412196030	60	30	M12	37	172	36
412106550	65	50	M12	37	230	23
412107525	75	25	M12	37	382	89
412107540	75	40	M12	37	377	79
412107550	75	50	M12	37	372	69
412110050	100	50	M16	45	560	99
412110055	100	55	M16	45	635	79
412110060	100	60	M16	45	587	49

4120 MSS STAINLESS STEEL ANTI-VIBRATION MOUNT



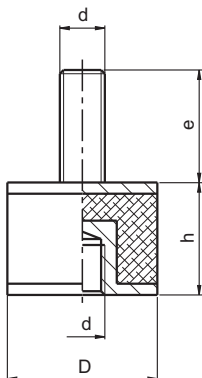
INOX
Stainless
Steel



NR Rubber compound $60^{\circ}\pm 5^{\circ}$ shore A.
Stainless steel screw and washer AISI 304.
Cp: Max. compression load (Kg).
Cz: Max. shear load (Kg).

Code	D	h	d	e	Cp	Cz
412091515	15	15	M4	14	15	2
412092015	20	15	M6	16	34	4
412092520	25	20	M6	18	45	5
412093030	30	30	M8	23	61	7
412094030	40	30	M8	23	98	15

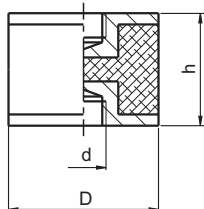
4122 MF ANTI-VIBRATION MOUNT



NR Rubber compound $60^{\circ}\pm 5^{\circ}$ shore A.
Zinc plated steel stud.
More sizes on demand.
Cp: Max. compression load (Kg).
Cz: Max. shear load (Kg).

Code	D	h	d	e	Cp	Cz
412201515	15	15	M4	14	15	3
412202015	20	15	M6	16	34	3
412202020	20	20	M6	16	29	2
412202520	25	20	M6	18	45	5
412202530	25	30	M6	18	35	3
412203020	30	20	M8	23	66	9
412203030	30	30	M8	23	61	7
412203040	30	40	M8	23	54	5
412204030	40	30	M8	23	98	15
412204035	40	35	M8	23	88	13
412205020	50	20	M10	28	169	21
412205030	50	30	M10	28	159	20
412205040	50	40	M10	28	144	18
412205050	50	50	M10	28	134	14
412206550	65	50	M12	37	230	23
412207525	75	25	M12	37	382	89
412207540	75	40	M12	37	378	78
412207550	75	50	M12	37	373	68
412210050	100	50	M16	45	660	98
412210055	100	55	M16	45	636	78
412210060	100	60	M16	45	586	48

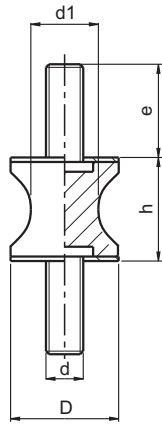
4123 2F ANTI-VIBRATION MOUNT



NR Rubber compound $60^{\circ}\pm 5^{\circ}$ shore A.
Zinc plated steel insert.
More sizes on demand.
Cp: Max. compression load (Kg).
Cz: Max. shear load (Kg).

Code	D	h	d	Cp	Cz
412301515	15	15	M4	15	2
412302020	20	20	M6	20	2
412302520	25	20	M6	45	5
412302530	25	30	M6	35	3
412303020	30	20	M8	66	9
412303030	30	30	M8	61	8
412303040	30	40	M8	54	5
412304030	40	30	M8	98	15
412304035	40	35	M8	108	13
412305030	50	30	M10	169	19
412305040	50	40	M10	144	17
412305050	50	50	M10	134	13
412306050	60	50	M10	200	24
412307530	75	30	M12	390	90
412307540	75	40	M12	378	78
412307550	75	50	M12	373	68
412310050	100	50	M16	660	98
412310055	100	55	M16	636	78
412310060	100	60	M16	590	49

4125 SGOLATI ANTI-VIBRATION MOUNT



Code	D	h	d1	d	e	Cp	Cz
412501207	12	15	7	M4	10	3	0.8
412502510	25	20	10	M6	18	50	3
412503024	30	20	24	M8	23	60	10
412504019	40	30	19	M8	20	80	6
412504027	40	30	27	M8	20	100	8

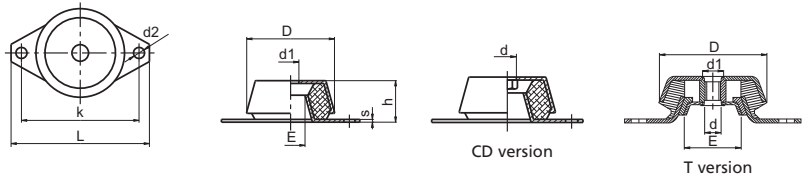
NR Rubber compound $60^{\circ}\pm 5^{\circ}$ shore A
Zinc plated steel studs.
Specially suitable to fix equipments being very sensitive to vibrations, control panels, light machinery, suspended instruments panels.
Cp: Max. compression load (Kg).
Cz: Max. shear load (Kg).

4131 SIRIO ANTI-VIBRATION MOUNT



Code	D	E	d2	h	k	L	s	d1	d	Hardness	Ce	Version
413105008	48	19	6.5	23	68	80	1.5	8.5	-	$60^{\circ}\pm 5^{\circ}$	102	-
413106010	62	25	8.5	30	85	100	2	10.5	-	$60^{\circ}\pm 5^{\circ}$	214	-
413109016	92	40.5	10.5	44	110	130	3	16.5	-	$60^{\circ}\pm 5^{\circ}$	343	-
413111024	119	50.5	16.5	48	160	190	4	24.5	-	$60^{\circ}\pm 5^{\circ}$	641	-
413116030	158	80	16.5	60	200	230	5	30.5	-	$60^{\circ}\pm 5^{\circ}$	1211	-
413106310	62	25	8.5	30	85	100	2	-	M10	$60^{\circ}\pm 5^{\circ}$	214	CD
413109316	92	40.5	10.5	44	110	130	3	-	M16	$60^{\circ}\pm 5^{\circ}$	343	CD
413111324	119	50.5	16.5	48	160	190	4	-	M24	$60^{\circ}\pm 5^{\circ}$	641	CD
413106510	62	39	8.5	30	85	100	2	14	M10	$55^{\circ}\pm 5^{\circ}$	250	T
413109516	92	60	10.5	44	110	130	3	20	M16	$55^{\circ}\pm 5^{\circ}$	360	T
413111916	119	82	16.5	48	160	190	4	21	M16	$55^{\circ}\pm 5^{\circ}$	650	T

NR Rubber compound shore A and zinc plated steel.
Cushy-float flanged mountings, used when good transversal flexibility is required, where frequency are between 8 and 12 Hz.
Used in diesel engines, marine engines, refrigerators, agricultural machines, generators. Version T recommended for marine motors, tractor cabins, etc.
Ce: Max. static load (Kg).

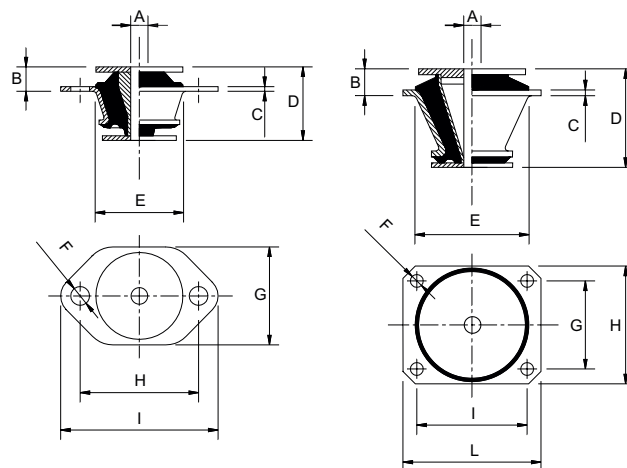


4129 CONICAL ANTI-VIBRATION MOUNT



Code	A	B	C	D	E	F	G	H	I	L	Cp
412906012	12	16.5	2.5	51	60	11	68	80	106	-	200
412907816	16	19.5	3.5	56	78	11	65	90	80	107	400
412909316	16	20	4.3	81	93	11	74	100	90	120	900
412910920	20	23	4.5	95	109	11	92	120	112	140	1600

NR Rubber compound $60^{\circ}\pm 5^{\circ}$ shore A.
Zinc plated steel.
Cp: Max. compression load (Kg).



412906012

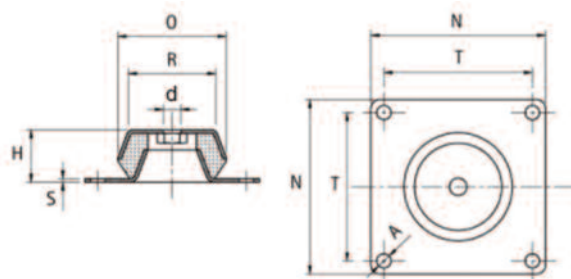
412907813 / 412909316 / 412910920

4130 SQUARE BELL ANTI-VIBRATION MOUNT

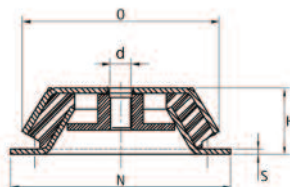


Code	A	H	M	N	O	R	S	T	Hardness	Ce
413015355	12.5	51.5	M16	168	150	110	4	132	55°±5°	500
413015370	12.5	51.5	M16	168	150	110	4	132	70°±5°	600
413017355	13	63	M20	200	177	125	6	150	55°±5°	850

NR Rubber compound shore A.
Welded threaded nut.
Zinc plated steel sheet.
Ce: Max. static load(Kg).



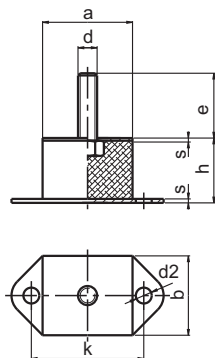

4130T SQUARE BELL ANTI-VIBRATION MOUNT TEAR RESISTANT



Code	H	d	N	O	S	Ce
413015555	51.5	M16	168	150	4	500
413017555	63	M20	200	177	6	850

NBR Rubber compound 55°±5° shore A.
With vulcanized threaded shock-absorber.
Zinc plated steel sheet.
This model includes an anti-vibration pad with failsafe. This leads to a reliable machine fixing that stands up to the rigours of firing a powerful combustion engine.
The NBR compound of the machine base offers optimal stability and high resistance to oils.
Ce: Max. static load(Kg).

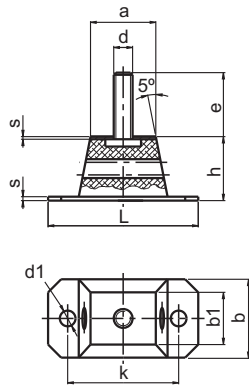

4133 LONG-LIFE ANTI-VIBRATION MOUNT



Code	b	a	k	h	e	d2	d	s	Cp
413308075	70	80	105	54	35	11	M12	5	950

NBR Rubber compound 60°±5° shore A.
Zinc plated steel stud.
Oil and heat resistant.
Used as vehicle suspension springs, conveyor systems, electric engines.
Cp: Max. load compression (Kg).

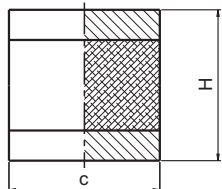

4135 REBO ANTI-VIBRATION MOUNT



Code	d1	b	b1	L	a	k	s	h	e	d	Cp
413500050	12.2	60	40	115	50	85	3	46	37	M12	500
413500100	12.2	60	40	165	100	135	3	46	37	M12	1200
413500150	12.2	60	40	215	150	185	3	46	37	M12	1400
413500200	12.2	60	40	265	200	235	3	46	37	M12	1600

NR Rubber compound $60^{\circ} \pm 5^{\circ}$ shore A.
 Zinc plated steel stud.
 Oil resistant, vertical and transversal flexibility (the rubber is specially flexible in this model).
 Used in electric fans, motor pumps, compressors, machine tools, generating sets.
 Cp: Max. compression load (Kg).

4137 BARRA ANTI-VIBRATION MOUNT



Code	c	H	Long.	C
413705000	50	50	1000	14
413706000	60	60	1000	14
413707000	70	60	1000	14
413708000	80	60	1000	14
413710000	100	60	1000	14

The antivibrating bars have been built to support high working loads. They are particularly indicated for any type of generating set.

The antivibrating bars are manufactured in synthetic rubber, hardness 65° shore A ($\pm 5^{\circ}$).
 The metal parts are blue lacquered.
 $C = \text{Kg}/\text{cm}^2$.

Tecnodin **Spring** Plungers & **Index** Plungers

Page

103



103



103




104



104



104



105



105



105



106



106



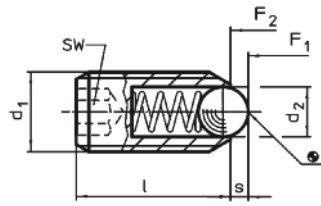
106



We have at your disposal a wide range of Spring Plungers and Index Plungers. For other models that are not included in this Catalogue, please ask us.

www.tecnodin.com

3722B STEEL SPRING PLUNGER WITH BALL & INTERNAL HEXAGON



Body: Free cutting steel, blackened.
 Ball: Ball-bearing steel, hardened.
 Stainless steel spring.
 Temperature range up to 250°C.
 Standard spring load: no marking.
 Heavy spring load: marked with two lines.
 * Statistical average value.



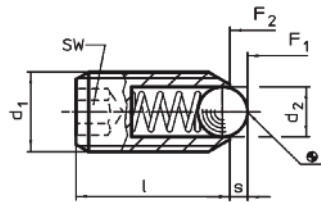
Standard Load



Heavy Load

Code	d1	d2	l	s	SW	F1* (N)	F2* (N)	Spring
372200003	M3	1.5	8	0.4	1.5	3	4.5	Standard Load
372200004	M4	2.5	12	0.8	2	8.5	14	Standard Load
372200005	M5	3	14	0.9	2.5	8	14	Standard Load
372200006	M6	3.5	15	1	3	11	18	Standard Load
372200008	M8	4.5	18	1.5	4	18	31	Standard Load
372200010	M10	6	23	2	5	24	45	Standard Load
372200012	M12	8	26	2.5	6	26	49	Standard Load
372200016	M16	10	33	3.5	8	41	86	Standard Load
372200020	M20	12	43	4.5	10	56	111	Standard Load
372200024	M24	15	48	5.5	12	81	151	Standard Load
372200045	M5	3	14	0.9	2.5	15	22	Heavy Load
372200046	M6	3.5	15	1	3	19	28	Heavy Load
372200048	M8	4.5	18	1.5	4	36	62	Heavy Load
372200050	M10	6	23	2	5	57	104	Heavy Load
372200052	M12	8	26	2.5	6	61	110	Heavy Load
372200056	M16	10	33	3.5	8	68	142	Heavy Load
372200060	M20	12	43	4.5	10	84	166	Heavy Load
372200064	M24	15	48	5.5	12	127	237	Heavy Load

3722B STAINLESS STEEL SPRING PLUNGER WITH BALL & INTERNAL HEXAGON



Body: Stainless steel 1.4305 (SS).
 Ball: Stainless steel, hardened.
 Stainless steel spring.
 Temperature range up to 250°C.
 Standard spring load: no marking.
 Heavy spring load: marked with two lines.
 * Statistical average value.



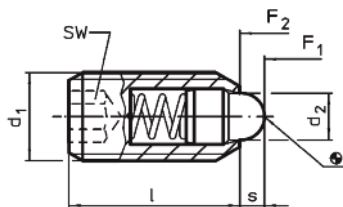
Standard Load




Heavy Load

Code	d1	d2	l	s	SW	F1* (N)	F2* (N)	Spring
372200203	M3	1.5	8	0.4	1.5	3	4.5	Standard Load
372200204	M4	2.5	12	0.8	2	8.5	14	Standard Load
372200205	M5	3	14	0.9	2.5	8	14	Standard Load
372200206	M6	3.5	15	1	3	11	18	Standard Load
372200208	M8	4.5	18	1.5	4	18	31	Standard Load
372200210	M10	6	23	2	5	24	45	Standard Load
372200212	M12	8	26	2.5	6	26	49	Standard Load
372200216	M16	10	33	3.5	8	41	86	Standard Load
372200220	M20	12	43	4.5	10	56	111	Standard Load
372200224	M24	15	48	5.5	12	81	151	Standard Load
372200245	M5	3	14	0.9	2.5	15	22	Heavy Load
372200246	M6	3.5	15	1	3	19	28	Heavy Load
372200248	M8	4.5	18	1.5	4	36	62	Heavy Load
372200250	M10	6	23	2	5	57	104	Heavy Load
372200252	M12	8	26	2.5	6	61	110	Heavy Load
372200256	M16	10	33	3.5	8	68	142	Heavy Load
372200260	M20	12	43	4.5	10	84	166	Heavy Load
372200264	M24	15	48	5.5	12	127	237	Heavy Load

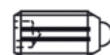
3722V STEEL SPRING PLUNGER WITH PIN & INTERNAL HEXAGON



Body: Free cutting steel, blackened.
 Pin: Free cutting steel, hardened & blackened.
 Stainless steel spring.
 Temperature range up to 250°C.
 Standard spring load: no marking.
 Heavy spring load: marked with two lines.
 * Statistical average value.



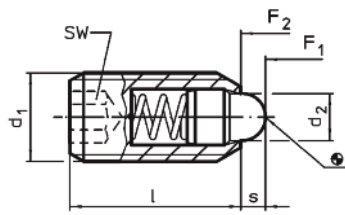
Standard Load



Heavy Load

Code	d1	d2	l	s	SW	F1* (N)	F2* (N)	Spring
372200104	M4	1.8	12	1.5	2	4.5	12.5	Standard Load
372200105	M5	2.4	14	2	2.5	5	13	Standard Load
372200106	M6	2.7	15	2	3	6	17	Standard Load
372200108	M8	3.8	18	2	4	16	33	Standard Load
372200110	M10	4.5	23	2.5	5	19	42	Standard Load
372200112	M12	6.2	26	3.5	6	22	57	Standard Load
372200116	M16	8.5	33	4.5	8	38	78	Standard Load
372200120	M20	10	43	6.5	10	39	81	Standard Load
372200124	M24	13	48	8	12	72	155	Standard Load
372200146	M6	2.7	15	2	3	11	25	Heavy Load
372200148	M8	3.8	18	2	4	23	59	Heavy Load
372200150	M10	4.5	23	2.5	5	20	54	Heavy Load
372200152	M12	6.2	26	3.5	6	38	96	Heavy Load
372200156	M16	8.5	33	4.5	8	50	100	Heavy Load
372200160	M20	10	43	6.5	10	52	133	Heavy Load
372200164	M24	13	48	8	12	91	223	Heavy Load

3722V STAINLESS STEEL SPRING PLUNGER WITH PIN & INTERNAL HEXAGON

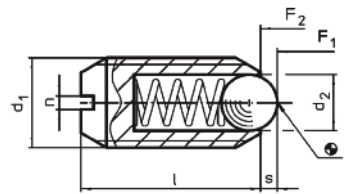


Code	d1	d2	l	s	SW	F1* (N)	F2* (N)	Spring
372200304	M4	1.8	12	1.5	2	4.5	12.5	Standard Load
372200305	M5	2.4	14	2	2.5	5	13	Standard Load
372200306	M6	2.7	15	2	3	6	17	Standard Load
372200308	M8	3.8	18	2	4	16	33	Standard Load
372200310	M10	4.5	23	2.5	5	19	42	Standard Load
372200312	M12	6.2	26	3.5	6	22	57	Standard Load
372200316	M16	8.5	33	4.5	8	38	78	Standard Load
372200320	M20	10	43	6.5	10	39	81	Standard Load
372200324	M24	13	48	8	12	72	155	Standard Load
372200346	M6	2.7	15	2	3	11	25	Heavy Load
372200348	M8	3.8	18	2	4	23	59	Heavy Load
372200350	M10	4.5	23	2.5	5	20	54	Heavy Load
372200352	M12	6.2	26	3.5	6	38	96	Heavy Load
372200356	M16	8.5	33	4.5	8	50	100	Heavy Load
372200360	M20	10	43	6.5	10	52	133	Heavy Load
372200364	M24	13	48	8	12	91	223	Heavy Load

Body: Stainless steel 1.4305 (SS).
 Pin: Stainless steel 1.4305.
 Stainless steel spring.
 Temperature range up to 250°C.
 Standard spring load: no marking.
 Heavy spring load: marked with two lines.
 * Statistical average value.



3775B STEEL SPRING PLUNGER WITH BALL & SLOT

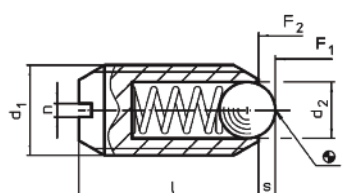



Code	d1	d2	l	s	n	F1* (N)	F2* (N)	Spring
377500003	M3	1.5	7	0.4	0.4	3	4.5	Standard Load
377500004	M4	2.5	9	0.8	0.6	8.5	14	Standard Load
377500005	M5	3	12	0.9	0.8	8	14	Standard Load
377500006	M6	3.5	14	1	1	11	18	Standard Load
377500008	M8	4.5	16	1.5	1.2	18	31	Standard Load
377500010	M10	6	19	2	1.5	24	45	Standard Load
377500012	M12	8	22	2.5	2	26	49	Standard Load
377500016	M16	10	24	3.5	2	41	86	Standard Load
377500020	M20	12	30	4.5	2.5	56	111	Standard Load
377500024	M24	15	34	5.5	3	81	151	Standard Load
377500205	M5	3	12	0.9	0.8	15	22	Heavy Load
377500206	M6	3.5	14	1	1	19	28	Heavy Load
377500208	M8	4.5	16	1.5	1.2	36	62	Heavy Load
377500210	M10	6	19	2	1.5	57	104	Heavy Load
377500212	M12	8	22	2.5	2	61	110	Heavy Load
377500216	M16	10	24	3.5	2	68	142	Heavy Load
377500220	M20	12	30	4.5	2.5	84	166	Heavy Load
377500224	M24	15	34	5.5	3	127	237	Heavy Load

Body: Free cutting steel, blackened.
 Ball: Ball-bearing steel, hardened.
 Stainless steel spring.
 Temperature range up to 250°C.
 Standard spring load: no marking.
 Heavy spring load: marked with two lines.
 * Statistical average value.

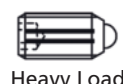


3775B STAINLESS STEEL SPRING PLUNGER WITH BALL & SLOT

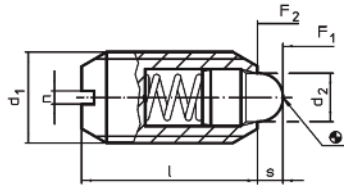


Code	d1	d2	l	s	n	F1* (N)	F2* (N)	Spring
377500402	M2	1,0	4	0.3	0.25	0.8	1.5	Standard Load
377500403	M3	1.5	7	0.4	0.4	3	4.5	Standard Load
377500404	M4	2.5	9	0.8	0.6	8.5	14	Standard Load
377500405	M5	3	12	0.9	0.8	8	14	Standard Load
377500406	M6	3.5	14	1	1	11	18	Standard Load
377500408	M8	4.5	16	1.5	1.2	18	31	Standard Load
377500410	M10	6	19	2	1.5	24	45	Standard Load
377500412	M12	8	22	2.5	2	26	49	Standard Load
377500416	M16	10	24	3.5	2	41	86	Standard Load
377500420	M20	12	30	4.5	2.5	56	111	Standard Load
377500424	M24	15	34	5.5	3	81	151	Standard Load
377500605	M5	3	12	0.9	0.8	15	22	Heavy Load
377500606	M6	3.5	14	1	1	19	28	Heavy Load
377500608	M8	4.5	16	1.5	1.2	36	62	Heavy Load
377500610	M10	6	19	2	1.5	57	104	Heavy Load
377500612	M12	8	22	2.5	2	61	110	Heavy Load
377500616	M16	10	24	3.5	2	68	142	Heavy Load
377500620	M20	12	30	4.5	2.5	84	166	Heavy Load
377500624	M24	15	34	5.5	3	127	237	Heavy Load

Body: Stainless steel 1.4305 (SS).
 Ball: Stainless steel, hardened.
 Stainless steel spring.
 Temperature range up to 250°C.
 Standard spring load: no marking.
 Heavy spring load: marked with two lines.
 * Statistical average value.



3775V STEEL SPRING PLUNGER WITH PIN & SLOT



Body: Free cutting steel, blackened.
 Pin: Free cutting steel, hardened & blackened.
 Stainless steel spring.
 Temperature range up to 250°C.
 Standard spring load: no marking.
 Heavy spring load: marked with two lines.
 * Statistical average value.



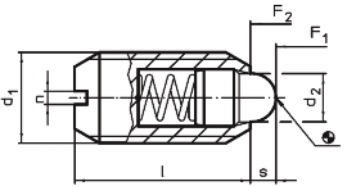
Standard Load



Heavy Load

Code	d1	d2	l	s	n	F1* (N)	F2* (N)	Spring
377500104	M4	1.8	9	1.5	0.6	4.5	12.5	Standard Load
377500105	M5	2.4	12	2	0.8	5	13	Standard Load
377500106	M6	2.7	14	2	1	6	17	Standard Load
377500108	M8	3.8	16	2	1.2	16	33	Standard Load
377500110	M10	4.5	19	2.5	1.5	19	42	Standard Load
377500112	M12	6.2	22	3.5	2	22	57	Standard Load
377500116	M16	8.5	24	4.5	2	38	78	Standard Load
377500120	M20	10	30	6.5	2.5	39	81	Standard Load
377500124	M24	13	34	8	3	72	155	Standard Load
377500306	M6	2.7	14	2	1	11	25	Heavy Load
377500308	M8	3.8	16	2	1.2	23	59	Heavy Load
377500310	M10	4.5	19	2.5	1.5	20	54	Heavy Load
377500312	M12	6.2	22	3.5	2	38	96	Heavy Load
377500316	M16	8.5	24	4.5	2	50	100	Heavy Load
377500320	M20	10	30	6.5	2.5	52	133	Heavy Load
377500324	M24	13	34	8	3	91	223	Heavy Load

3775V STAINLESS STEEL SPRING PLUNGER WITH PIN & SLOT



Body: Stainless steel 1.4305 (SS).
 Pin: Stainless steel 1.4305.
 Stainless steel spring.
 Temperature range up to 250°C.
 Standard spring load: no marking.
 Heavy spring load: marked with two lines.
 * Statistical average value.



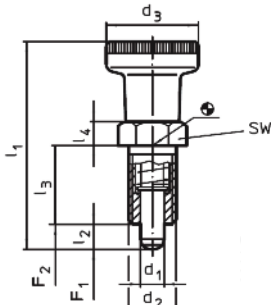
Standard Load



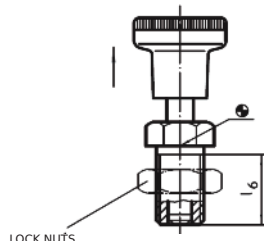
Heavy Load

Code	d1	d2	l	s	n	F1* (N)	F2* (N)	Spring
377500504	M4	1.8	9	1.5	0.6	4.5	12.5	Standard Load
377500505	M5	2.4	12	2	0.8	5	13	Standard Load
377500506	M6	2.7	14	2	1	6	17	Standard Load
377500508	M8	3.8	16	2	1.2	16	33	Standard Load
377500510	M10	4.5	19	2.5	1.5	19	42	Standard Load
377500512	M12	6.2	22	3.5	2	22	57	Standard Load
377500516	M16	8.5	24	4.5	2	38	78	Standard Load
377500520	M20	10	30	6.5	2.5	39	81	Standard Load
377500524	M24	13	34	8	3	72	155	Standard Load
377500706	M6	2.7	14	2	1	11	25	Heavy Load
377500708	M8	3.8	16	2	1.2	23	59	Heavy Load
377500710	M10	4.5	19	2.5	1.5	20	54	Heavy Load
377500712	M12	6.2	22	3.5	2	38	96	Heavy Load
377500716	M16	8.5	24	4.5	2	50	100	Heavy Load
377500720	M20	10	30	6.5	2.5	52	133	Heavy Load
377500724	M24	13	34	8	3	91	223	Heavy Load

3778SB STEEL INDEX PLUNGER WITHOUT LOCKING



Body: Free cutting steel, blackened.
 Locking pin: Steel hardened.
 Thermoplastic PA 6 knob, black, dull. Not removable.
 Temperature range from - 30 °C up to + 80 °C.
 Lock nuts have to be purchased separately.
 * Statistical average value.



LOCK NUTS

Code	d2
377800115	M10x1,0
377800116	M12x1,5
377800118	M16x1,5
377800120	M20x1,5

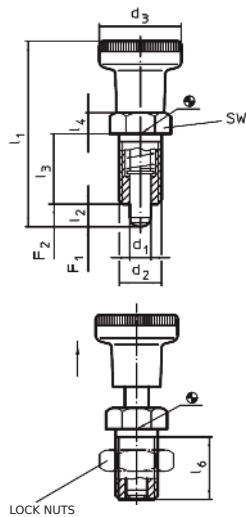
Code	d1	d2	d3	l1	l2	l3	l4	l6	WS	F1* (N)	F2* (N)
377800005	5	M10x1,0	21	45,0	5	17	5	15	12	6,0	14
377800006	6	M12x1,5	25	54,5	6	20	6	17	14	5,5	13
377800008	8	M16x1,5	31	69,0	8	26	8	23	19	11,5	28
377800010	10	M20x1,5	31	80,0	10	33	10	30	22	23,0	54

3778SB STAINLESS STEEL INDEX PLUNGER WITHOUT LOCKING



INOX
Stainless Steel

Body: Stainless steel 1.4305.
Locking pin: Stainless steel 1.4305, nickel-plated.
Thermoplastic PA 6 knob, black, dull.
Not removable.
Temperature range from -30 °C up to +80 °C.
Lock nuts have to be purchased separately.
* Statistical average value.



Code	d1	d2	d3	l1	l2	l3	l4	l6	WS	F1* (N)	F2* (N)
377800405	5	M10x1,0	21	45,0	5	17	5	15	12	6,0	14
377800406	6	M12x1,5	25	54,5	6	20	6	17	14	5,5	13
377800408	8	M16x1,5	31	69,0	8	26	8	23	19	11,5	28
377800410	10	M20x1,5	31	80,0	10	33	10	30	22	23,0	54



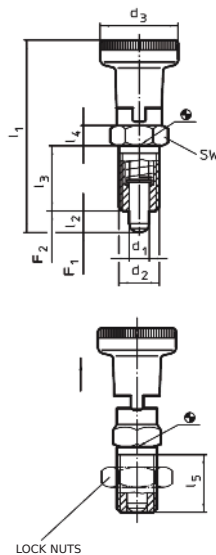
LOCK NUTS

Code	d2
377800515	M10x1,0
377800516	M12x1,5
377800518	M16x1,5
377800520	M20x1,5

3778CB STEEL INDEX PLUNGER WITH LOCKING



Body: Free cutting steel, blackened.
Locking pin: Steel, hardened.
Thermoplastic PA 6 knob, black, dull.
Not removable.
Temperature range from -30 °C up to +80 °C.
Lock nuts have to be purchased separately.
The knob can be locked by pulling it out and turning it 90°, when locking pin is in retracted position.
* Statistical average value.



Code	d1	d2	d3	l1	l2	l3	l4	l5	WS	F1* (N)	F2* (N)
377800205	5	M10x1,0	21	51,0	5	17	5	15	12	6,0	14
377800206	6	M12x1,5	25	61,0	6	20	6	17	14	5,5	13
377800208	8	M16x1,5	31	75,5	8	26	8	23	19	11,5	28
377800210	10	M20x1,5	31	91,0	10	33	10	30	22	23,0	54



LOCK NUTS

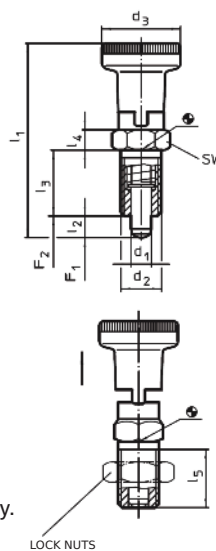
Code	d2
377800115	M10x1,0
377800116	M12x1,5
377800118	M16x1,5
377800120	M20x1,5

3778CB STAINLESS STEEL INDEX PLUNGER WITH LOCKING



INOX
Stainless Steel

Body: Stainless steel 1.4305.
Locking pin: Stainless steel 1.4305, nickel-plated.
Thermoplastic PA 6 knob, black, dull. Not removable.
Temperature range from -30 °C up to +80 °C.
Lock nuts have to be purchased separately.
The knob can be locked by pulling it out and turning it 90°, when locking pin is in retracted position.
* Statistical average value.

















Code	d1	d2	d3	l1	l2	l3	l4	l5	WS	F1* (N)	F2* (N)
377800605	5	M10x1,0	21	51,0	5	17	5	15	12	6,0	14
377800606	6	M12x1,5	25	61,0	6	20	6	17	14	5,5	13
377800608	8	M16x1,5	31	75,5	8	26	8	23	19	11,5	28
377800610	10	M20x1,5	31	91,0	10	33	10	30	22	23,0	54



LOCK NUTS

Code	d2
377800515	M10x1,0
377800516	M12x1,5
377800518	M16x1,5
377800520	M20x1,5

Tecnodin Lockings

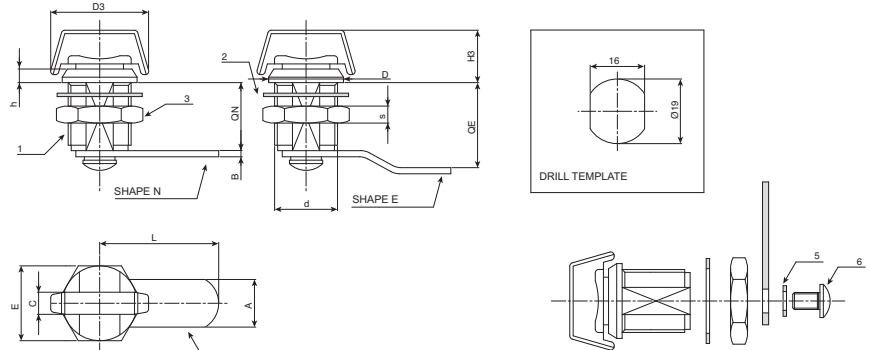
Page		Page	
107		112	
107		112	
108			
108			
109			
109			
110			
110			
111			
111			
111			
112			

4727 UNIVERSAL TUBULAR LOCK WITH KNOB



Code	d	L	Qn	Qe	D	D3	H3	h	A	B	C	E	S	Shape
472720002	M19	30	20	-	22	29	15	4	14	2.5	6.5	22	5	N
472725102	M19	30	-	25	22	29	15	4	14	2.5	6.5	22	5	E

- (1) Die-cast zamak lock body M19 (stator) rotor and knob. Nickel-plated finish.
 - (2) Black-oxide treated elastic washer d.24x1 bore d. 19,4.
 - (3) Galvanized steel hexagon nut M19x1.
 - (4) Galvanized steel locking lever. (Qn shape N flat - Qe shape E offset).
 - (5) Conical black-oxide treated steel elastic washer d.12x1,5.
 - (6) Galvanised steel Phillips dome head screw M5x8.
- Rotation: 90°



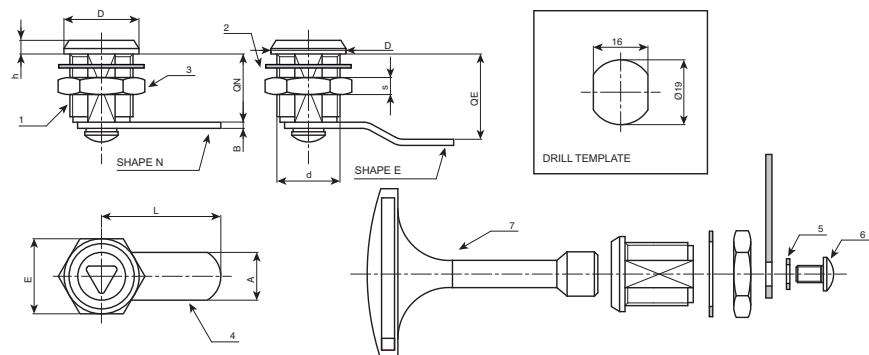
4727T UNIVERSAL TUBULAR LOCK WITH 6MM. TRIANGULAR INSERT KEY



Code	d	L	Qn	Qe	D	h	A	B	E	S	Shape
472720001	M19	35	20	-	22	4	14	2.5	22	5	N
472722000	M19	35	-	22	22	4	14	2.5	22	5	E
472725101	M19	30	-	25	22	4	14	2.5	22	5	E
472729101	M19	39	-	29	22	4	14	2.5	22	5	E
472737101	M19	35	-	37	22	4	14	2.5	22	5	E

Option(7):
Nickel-plated die-cast zamak key. (Code 472801001).
The key is not supplied. Order separately.

- (1) Die-cast zamak lock body M19 (stator) and rotor. Nickel-plated finish. 6 mm. triangular key.
 - (2) Black-oxide treated elastic washer d.24x1 bore d. 19,4.
 - (3) Galvanized steel hexagon nut M19x1.
 - (4) Galvanized steel locking lever. (Qn shape N flat - Qe shape E offset).
 - (5) Conical black-oxide treated steel elastic washer d.12x1,5.
 - (6) Galvanised steel Phillips dome head screw M5x8.
- Rotation: 90°.



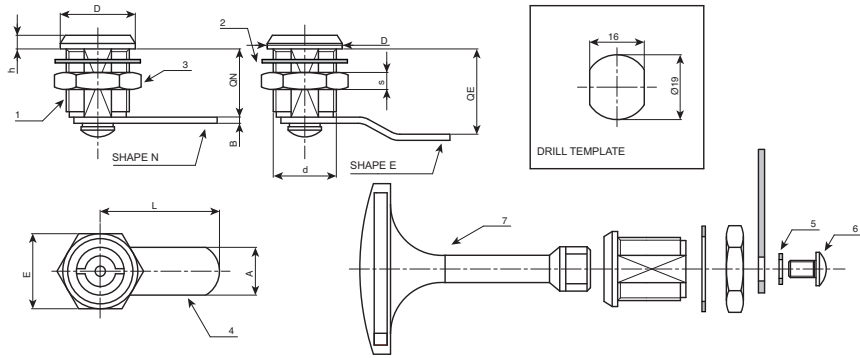
4727W UNIVERSAL TUBULAR LOCK WITH 3 MM. WINGED TUBE KEY



Code	d	L	Qn	Qe	D	h	A	B	E	S	Shape
472720003	M19	35	20	-	22	4	14	2.5	22	5	N
472722001	M19	35	-	22	22	4	14	2.5	22	5	E
472725103	M19	30	-	25	22	4	14	2.5	22	5	E
472729103	M19	39	-	29	22	4	14	2.5	22	5	E
472737103	M19	35	-	37	22	4	14	2.5	22	5	E

Option (7):
Nickel-plated die-cast zamak key. (Code 472802001).
The key is not supplied. Order separately.

- (1) Die-cast zamak lock body M19 (stator) and rotor. Nickel-plated finish. 3 mm winged tubular key.
 - (2) Black-oxide treated elastic washer d.24x1 bore d. 19,4.
 - (3) Galvanized steel hexagon nut M19x1.
 - (4) Galvanized steel locking lever. (Qn shape N flat - Qe shape E offset).
 - (5) Conical black-oxide treated steel elastic washer d.12x1,5.
 - (6) Galvanized steel Phillips dome head screw M5x8.
- Rotation: 90°.



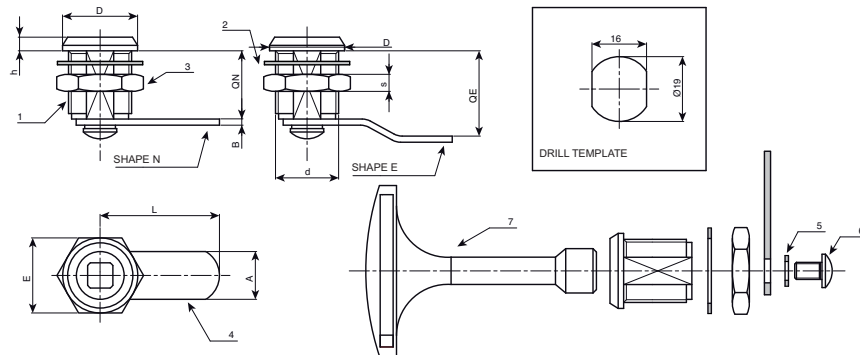
4727SQ UNIVERSAL TUBULAR LOCK WITH 7 MM. SQUARE INSERT KEY

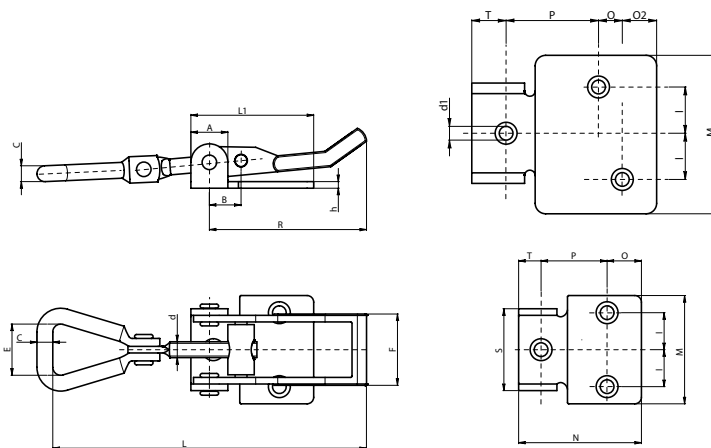


Code	d	L	Qn	Qe	D	h	A	B	E	S	Shape
472720004	M19	35	20	-	22	4	14	2.5	22	5	N
472722104	M19	35	-	22	22	4	14	2.5	22	5	E
472725104	M19	30	-	25	22	4	14	2.5	22	5	E
472729104	M19	39	-	29	22	4	14	2.5	22	5	E
472737104	M19	35	-	37	22	4	14	2.5	22	5	E

Option(7):
Nickel-plated die-cast zamak key. (Code 472803001).
The key is not supplied. Order separately.

- (1) Die-cast zamak lock body M19 (stator) and rotor. Nickel-plated finish. 7 mm. square tubular key.
 - (2) Black-oxide treated elastic washer d.24x1 bore d. 19,4.
 - (3) Galvanized steel hexagon nut M19x1.
 - (4) Galvanized steel locking lever. (Qn shape N flat - Qe shape E offset).
 - (5) Conical black-oxide treated steel elastic washer d.12x1,5.
 - (6) Galvanized steel Phillips dome head screw M5x8.
- Rotation: 90°.





Adjustable toggle latch made of galvanised shear steel.

Surface: Glossy.

The catch plate must be ordered separately.

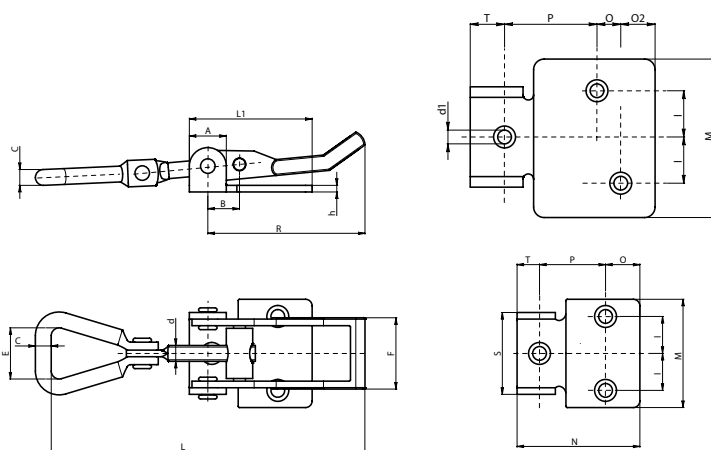
Combinable catch plates:

Article 478204001 combinable with catch plates: 478304001 & 478304002.

Article 478206001 combinable with catch plates: 478306001, 478306002 & 478306003.

Article 478211001 combinable with catch plates: 478306001, 478306002 & 478306003.

Code	R	L	L1/N	A	B	C	d	d1	E	F	h	I	M	O	O2	P	T	S
478204001	48	66-75	35	10	11	4.3	M5	5.5	18	17	2	7.5	28	9	-	12	14	20
478206001	65	104-124	46	14	12	6	M6	5.1	24	25	3	13	41	13.5	-	24.5	8	31
478211001	112	160-175	70	20	14	7	M8	7.5	34	30	2.5	17.5	60	9	13	35	13	37



Adjustable toggle latch made of shear stainless steel.

Surface: Natural.

The catch plate must be ordered separately.

Combinable catch plates:

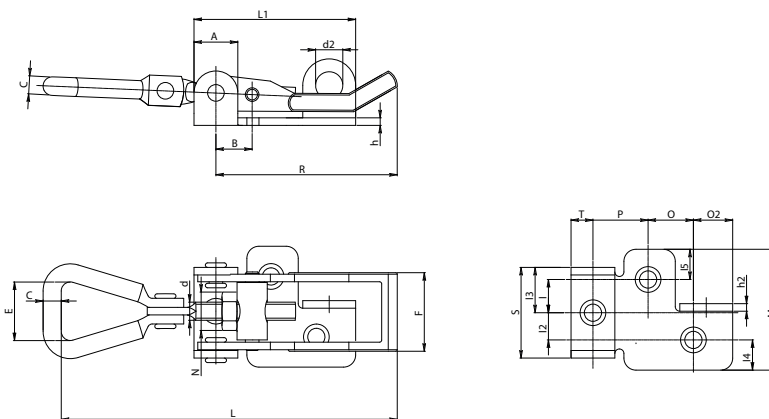
Article 478204101 combinable with catch plates: 478304101 & 478304102.

Article 478206101 combinable with catch plates: 478306101 & 478306103.

Article 478211101 combinable with catch plates: 478306101 & 478306103.

Code	R	L	L1/N	A	B	C	d	d1	E	F	h	I	M	O	O2	P	T	S
478204101	48	66-75	35	10	11	4.3	M5	5.5	18	17	2	7.5	28	9	-	12	14	20
478206101	65	104-124	46	14	12	6	M6	5.1	24	25	3	13	41	13.5	-	24.5	8	31
478211101	112	160-175	70	20	14	7	M8	7.5	34	30	2.5	17.5	60	9	13	35	13	37

4782P ADJUSTABLE STEEL TOGGLE LATCH WITH PADLOCK HASP



Adjustable toggle latch with padlock hasp made of galvanised shear steel.

Surface: Glossy.

The catch plate must be ordered separately.

Combinable catch plates:

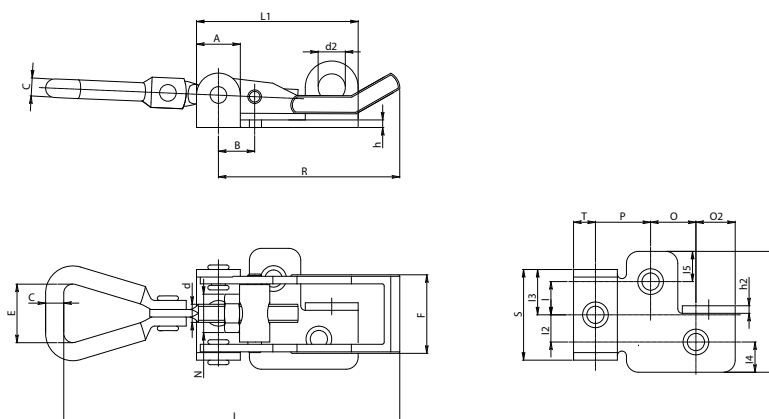
Article 478204002 combinable with catch plates: 478304001 & 478304002.

Article 478206002 combinable with catch plates: 478306001, 478306002 & 478306003.

Article 478211002 combinable with catch plates: 478306001, 478306002 & 478306003.

Code	R	L	L1	A	B	C	d	d1	d2	E	F	h	I	I2	I3	I4	I5	M	O	O2	P	T	S
478204002	48	66-75	41	10	11	4.3	M5	5.8	7	17	17	2	8	7	10	6.5	5.5	27	11	8.5	11	11.5	20
478206002	65	104-124	53	14	12	5.2	M6	6.2	9	23	26	3	11	9	15	10	10	40	15	13	17	8	30
478211002	112	160-175	70	20	14	6	M8	7.2	9	33	30	3	18	18	19	12.5	11.5	60	18	17.5	22	12.5	38

4782P INOX ADJUSTABLE STAINLESS STEEL TOGGLE LATCH WITH PADLOCK HASP



Adjustable toggle latch with padlock hasp made of shear stainless steel.(AISI 304).

Surface: Natural.

The catch plate must be ordered separately.

Combinable catch plates:

Article 478204102 combinable with catch plates: 478304101 & 478304102.

Article 478206102 combinable with catch plates: 478306101 & 478306103.

Article 478211102 combinable with catch plates: 478306101 & 478306103.

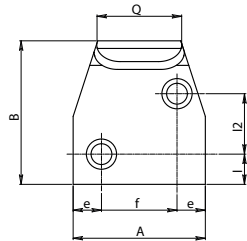
Code	R	L	L1	A	B	C	d	d1	d2	E	F	h	I	I2	I3	I4	I5	M	O	O2	P	T	S
478204102	48	66-75	41	10	11	4.3	M5	5.8	7	17	17	2	8	7	10	6.5	5.5	27	11	8.5	11	11.5	20
478206102	65	104-124	53	14	12	5.2	M6	6.2	9	23	26	3	11	9	15	10	10	40	15	13	17	8	30
478211102	112	160-175	70	20	14	6	M8	7.2	9	33	30	3	18	18	19	12.5	11.5	60	18	17.5	22	12.5	38

4783

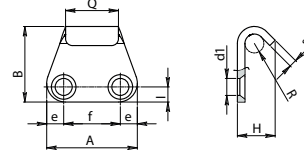
STEEL CATCH PLATE FOR ADJUSTABLE TOGGLE LATCH



Code	H	I	I2	A	B	Q	e	f	R	d1	s
478304001	10	5	-	26	20	14	5.5	15	2.5	5.1	2
478306001	13.5	8.5	15.5	35	39	22	7.5	20	3.5	6.5	2



478306001



478304001

Drilled catch plate made of galvanised shear steel.

Surface: Glossy.

The toggle latch plate must be ordered separately.

Combinable toggle latches:

Article 478304001 combinable with toggle latches: 478204001 & 478204002.

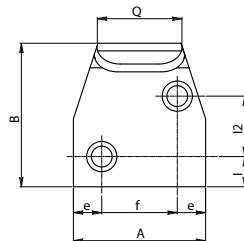
Article 478306001 combinable with toggle latches: 478206001, 478206002, 478211001 & 478211002.

**4783
INOX**

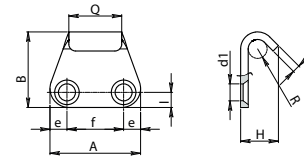
STAINLESS STEEL CATCH PLATE FOR ADJUSTABLE TOGGLE LATCH



Code	H	I	I2	A	B	Q	e	f	R	d1	s
478304101	10	5	-	26	20	14	5.5	15	2.5	5.1	2
478306101	13.5	8.5	15.5	35	39	22	7.5	20	3.5	6.5	2



478306101



478304101

Drilled catch plate made of stainless steel shear. (AISI 304).

Surface: Natural.

The toggle latch plate must be ordered separately.

Combinable toggle latches:

Article 478304101 combinable with toggle latches: 478204101 & 478204102.

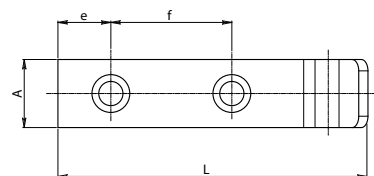
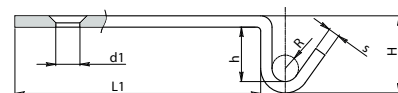
Article 478306101 combinable with toggle latches: 478206101, 478206102, 478211101 & 478211102.

4783B

STEEL DROP CATCH PLATE FOR ADJUSTABLE TOGGLE LATCH



Code	H	L	L1	h	A	e	f	R	d1	s
478304002	9	40	29	5	16	7	14	2.5	5.1	2
478306002	21	82	65	16	18	14	32	3.5	6.5	3



Drop drilled catch plate made of galvanised shear steel.

Surface: Glossy.

The toggle latch plate must be ordered separately.

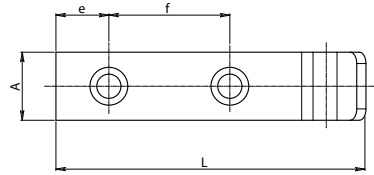
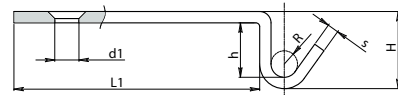
Combinable toggle latches:

Article 478304002 combinable with toggle latches: 478204001 & 478204002.

Article 478306002 combinable with toggle latches: 478206001, 478206002, 478211001 & 478211002.

**4783B
INOX****STAINLESS STEEL DROP CATCH PLATE FOR ADJUSTABLE
TOGGLE LATCH**

Code	H	L	L1	h	A	e	f	R	d1	s
478304102	9	40	29	5	16	7	14	2.5	5.1	2



Drop drilled catch plate made of stainless steel shear. (AISI 304).

Surface: Natural.

The toggle latch plate must be ordered separately.

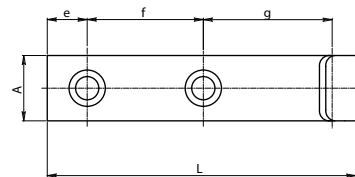
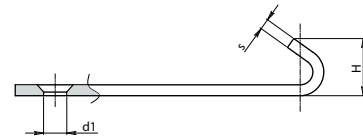
Combinable toggle latches:

Article 478304102 combinable with toggle latches: 478204101 - 478204102.

Article 478306102 combinable with toggle latches: 478206101 - 478206102 - 478211101 - 478211102.

4783X**STEEL EXTENDED CATCH PLATE FOR ADJUSTABLE
TOGGLE LATCH**

Code	H	l	A	e	f	g	d1	s
478306003	16.5	85	18	13.5	29	32.5	7	3



Extended catch plate made of galvanised shear steel.

Surface: Glossy.

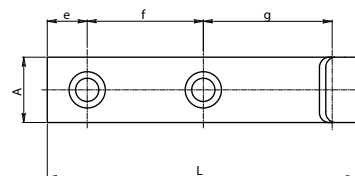
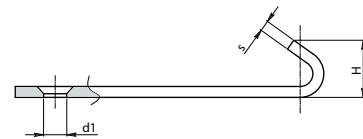
The toggle latch plate must be ordered separately.

Combinable toggle latches:

Article 478306003 combinable with toggle latches: 478206001 - 478206002 - 478211001 - 478211002.

**4783X
INOX****STAINLESS STEEL EXTENDED CATCH PLATE FOR
ADJUSTABLE TOGGLE LATCH**

Code	H	l	A	e	f	g	d1	s
478306103	16.5	85	18	13.5	29	32.5	7	3



Extended catch plate made of stainless steel shear. (AISI 304).

















Surface: Natural.

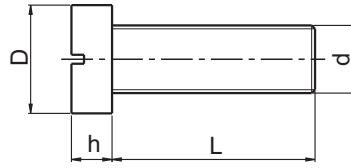

The toggle latch plate must be ordered separately.

Combinable toggle latches:

Article 478306103 combinable with toggle latches: 478206101 - 478206102 - 478211101 - 478211102.

Tecnodin **Screws** Nuts & Bolts

Pág.		Pág.	
113		119	
114		120	
114		120	
115		121	
115			
116			
117			
117			
118			
118			
118			
119			



Natural polyamide 6.6
 Other lengths: please ask.
 MOQ: Units/bag.
 *Similar to DIN 84.

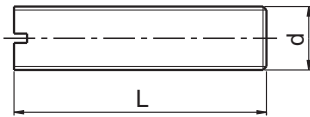
Code	d	L	h	D	Units / Bag
520102006	M2	6	1.3	3.8	1000
520102008	M2	8	1.3	3.8	1000
520102010	M2	10	1.3	3.8	1000
520102016	M2	16	1.3	3.8	1000
520102020	M2	20	1.3	3.8	1000
520102506	M2,5	6	1.6	4.5	1000
520102508	M2,5	8	1.6	4.5	1000
520102510	M2,5	10	1.6	4.5	1000
520102512	M2,5	12	1.6	4.5	1000
520103006	M3	6	2	5.5	200
520103008	M3	8	2	5.5	200
520103010	M3	10	2	5.5	200
520103012	M3	12	2	5.5	200
520103016	M3	16	2	5.5	200
520103020	M3	20	2	5.5	200
520103025	M3	25	2	5.5	200
520103030	M3	30	2	5.5	200
520104006	M4	6	2.6	7	200
520104008	M4	8	2.6	7	200
520104010	M4	10	2.6	7	200
520104012	M4	12	2.6	7	200
520104016	M4	16	2.6	7	200
520104020	M4	20	2.6	7	200
520104025	M4	25	2.6	7	200
520104030	M4	30	2.6	7	200
520104035	M4	35	2.6	7	200
520104040	M4	40	2.6	7	200
520105006	M5	6	3.3	8.5	200
520105008	M5	8	3.3	8.5	200
520105010	M5	10	3.3	8.5	200
520105012	M5	12	3.3	8.5	200
520105014	M5	14	3.3	8.5	200
520105016	M5	16	3.3	8.5	200

Code	d	L	h	D	Units / Bag
520105020	M5	20	3.3	8.5	200
520105025	M5	25	3.3	8.5	200
520105030	M5	30	3.3	8.5	200
520105035	M5	35	3.3	8.5	200
520105040	M5	40	3.3	8.5	200
520105045	M5	45	3.3	8.5	200
520105050	M5	50	3.3	8.5	200
520106006	M6	6	3.9	10	200
520106008	M6	8	3.9	10	200
520106010	M6	10	3.9	10	200
520106012	M6	12	3.9	10	200
520106016	M6	16	3.9	10	200
520106020	M6	20	3.9	10	200
520106025	M6	25	3.9	10	200
520106030	M6	30	3.9	10	200
520106035	M6	35	3.9	10	200
520106040	M6	40	3.9	10	200
520106045	M6	45	3.9	10	200
520106050	M6	50	3.9	10	200
520106060	M6	60	3.9	10	100
520106070	M6	70	3.9	10	100
520108010	M8	10	5	13	200
520108016	M8	16	5	13	200
520108020	M8	20	5	13	200
520108025	M8	25	5	13	200
520108030	M8	30	5	13	200
520108035	M8	35	5	13	200
520108040	M8	40	5	13	100
520108050	M8	50	5	13	100
520108060	M8	60	5	13	100
520108080	M8	80	5	13	100
520110020	M10	20	6	16	500
520110030	M10	30	6	16	500

5210 DIN 551 GRUB SCREWS



Natural polyamide 6.6
Other lengths: please ask.
MOQ: Units/bag.



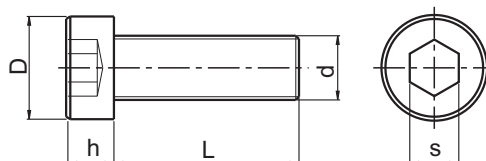
Code	d	L	Units / Bag	Code	d	L	Units / Bag
521003006	M3	6	1000	521006010	M6	10	200
521003008	M3	8	1000	521006012	M6	12	200
521004006	M4	6	200	521006016	M6	16	200
521004008	M4	8	200	521006020	M6	20	200
521004010	M4	10	200	521006025	M6	25	200
521004012	M4	12	200	521006030	M6	30	200
521004016	M4	16	200	521006035	M6	35	200
521004020	M4	20	200	521006040	M6	40	200
521004025	M4	25	200	521006045	M6	45	200
521004030	M4	30	200	521006050	M6	50	200
521004035	M4	35	200	521006060	M6	60	200
521004040	M4	40	200	521006070	M6	70	200
521005006	M5	6	200	521008010	M8	10	200
521005008	M5	8	200	521008016	M8	16	200
521005010	M5	10	200	521008020	M8	20	200
521005012	M5	12	200	521008025	M8	25	200
521005016	M5	16	200	521008030	M8	30	200
521005020	M5	20	200	521008035	M8	35	200
521005025	M5	25	200	521008040	M8	40	200
521005030	M5	30	200	521008050	M8	50	200
521005035	M5	35	200	521008060	M8	60	200
521005040	M5	40	200	521008080	M8	80	200
521005045	M5	45	200	521010020	M10	20	200
521005050	M5	50	200	521010025	M10	25	200
521006005	M6	5	200	521010030	M10	30	100
521006008	M6	8	200	521010040	M10	40	100

5212 DIN 912 SOCKET HEAD SCREWS




Natural polyamide 6.6
Other lengths: please ask.
MOQ: Units/bag.

Code	d	L	h	D	s	Units / Bag
521208016	M8	16	8	13	6	1000
521208030	M8	30	8	13	6	1000
521210016	M10	16	10	16	8	500
521210030	M10	30	10	16	8	500
521212030	M12	30	12	18	10	250
521212050	M12	50	12	18	10	250
521212060	M12	60	12	18	10	250

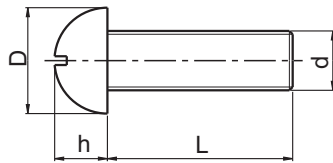


5220 SLOTTED ROUND HEAD SCREWS



Natural polyamide 6.6
Other lengths: please ask.
MOQ: Units/bag.

Code	d	L	h	D	Units / Bag
522003006	M3	6	2.7	5.5	1000
522003010	M3	10	2.7	5.5	1000
522003016	M3	16	2.7	5.5	1000
522003020	M3	20	2.7	5.5	1000
522004010	M4	10	3.5	7	1000
522004016	M4	16	3.5	7	1000
522004020	M4	20	3.5	7	1000
522005010	M5	10	4.5	9	1000
522005016	M5	16	4.5	9	1000
522005020	M5	20	4.5	9	1000
522006016	M6	16	5	10	1000
522006020	M6	20	5	10	1000
522006025	M6	25	5	10	1000
522006030	M6	30	5	10	1000

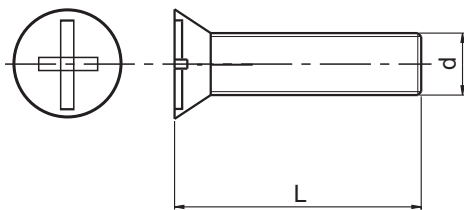


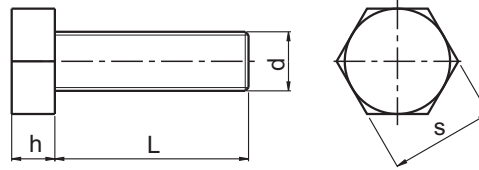
5261 CROSS-SLOTTED COUNTERSUNK SCREWS



Natural polyamide 6.6
Other lengths: please ask.
MOQ: Units/bag.

Code	d	L	Units / Bag
526103006	M3	6	200
526103008	M3	8	200
526103010	M3	10	200
526103012	M3	12	200
526103015	M3	15	200
526103020	M3	20	200
526103030	M3	30	200
526104006	M4	6	200
526104008	M4	8	200
526104010	M4	10	200
526104012	M4	12	200
526104016	M4	16	200
526104020	M4	20	200
526104025	M4	25	200
526104030	M4	30	200
526104040	M4	40	200
526105010	M5	10	200
526105012	M5	12	200
526105015	M5	15	200
526105020	M5	20	200
526105030	M5	30	200
526105040	M5	40	200
526106015	M6	15	200
526106020	M6	20	200
526106030	M6	30	200
526106040	M6	40	200



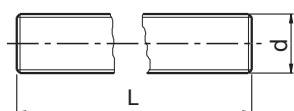


Natural polyamide 6.6
Other lengths: please ask.
MOQ: Units/bag.

Code	d	L	h	S	Units / Bag
523003006	M3	6	2	5.5	200
523003008	M3	8	2	5.5	200
523003010	M3	10	2	5.5	200
523003012	M3	12	2	5.5	200
523003016	M3	16	2	5.5	200
523003020	M3	20	2	5.5	200
523003025	M3	25	2	5.5	200
523003030	M3	30	2	5.5	200
523004006	M4	6	2.8	7	200
523004008	M4	8	2.8	7	200
523004010	M4	10	2.8	7	200
523004012	M4	12	2.8	7	200
523004016	M4	16	2.8	7	200
523004020	M4	20	2.8	7	200
523004025	M4	25	2.8	7	200
523004030	M4	30	2.8	7	200
523004035	M4	35	2.8	7	200
523004040	M4	40	2.8	7	200
523005006	M5	6	3.5	8	200
523005008	M5	8	3.5	8	200
523005010	M5	10	3.5	8	200
523005012	M5	12	3.5	8	200
523005016	M5	16	3.5	8	200
523005020	M5	20	3.5	8	200
523005025	M5	25	3.5	8	200
523005030	M5	30	3.5	8	200
523005035	M5	35	3.5	8	200
523005040	M5	40	3.5	8	200
523005045	M5	45	3.5	8	200
523005050	M5	50	3.5	8	200
523006006	M6	6	4	10	200
523006008	M6	8	4	10	200

Code	d	L	h	S	Units / Bag
523006010	M6	10	4	10	200
523006012	M6	12	4	10	200
523006016	M6	16	4	10	200
523006020	M6	20	4	10	200
523006025	M6	25	4	10	200
523006030	M6	30	4	10	200
523006035	M6	35	4	10	200
523006040	M6	40	4	10	200
523006045	M6	45	4	10	200
523006050	M6	50	4	10	200
523006060	M6	60	4	10	200
523006070	M6	70	4	10	100
523008010	M8	10	5.3	13	200
523008016	M8	16	5.3	13	200
523008020	M8	20	5.3	13	200
523008025	M8	25	5.3	13	200
523008030	M8	30	5.3	13	200
523008035	M8	35	5.3	13	200
523008040	M8	40	5.3	13	200
523008050	M8	50	5.3	13	200
523008060	M8	60	5.3	13	200
523008080	M8	80	5.3	13	200
523010020	M10	20	6.5	17	200
523010025	M10	25	6.5	17	200
523010030	M10	30	6.5	17	100
523010040	M10	40	6.5	17	100
523010050	M10	50	6.5	17	250
523012040	M12	40	10	19	500
523012050	M12	50	10	19	250
523016016	M16	16	10	24	250
523016030	M16	30	10	24	250
523016050	M16	50	10	24	250

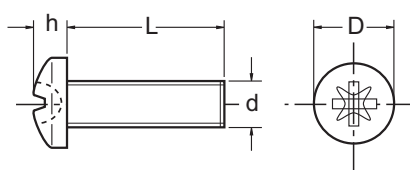
5250 DIN 975 THREADED ROD



Natural polyamide 6.6
Other lengths: please ask.
MOQ: Units/bag.

Code	d	L
525000003	M3	1000
525000004	M4	1000
525000005	M5	1000
525000006	M6	1000
525000008	M8	1000
525000010	M10	1000
525000012	M12	1000
525000014	M14	1000
525000016	M16	1000
525000018	M18	1000
525000020	M20	1000

5257 CROSSED PAN HEAD SCREWS




Natural polyamide 6.6
MOQ: Units/bag.
Similar to DIN 7985

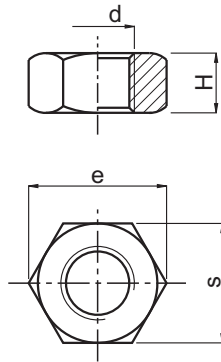
Code	d	L	h	D	Units / Bag
525702006	M2	6	1.3	3.8	1000
525702008	M2	8	1.3	3.8	1000
525702010	M2	10	1.3	3.8	1000
525702012	M2	12	1.3	3.8	1000
525702016	M2	16	1.3	3.8	1000
525702020	M2	20	1.3	3.8	1000
525702506	M2,5	6	1.6	4.5	1000
525702508	M2,5	8	1.6	4.5	1000
525702510	M2,5	10	1.6	4.5	1000
525702512	M2,5	12	1.6	4.5	1000
525702516	M2,5	16	1.6	4.5	1000
525702520	M2,5	20	1.6	4.5	1000
525703006	M3	6	2.4	5.6	200
525703008	M3	8	2.4	5.6	200
525703010	M3	10	2.4	5.6	200
525703012	M3	12	2.4	5.6	200
525703016	M3	16	2.4	5.6	200
525703020	M3	20	2.4	5.6	200
525703025	M3	25	2.4	5.6	200
525703030	M3	30	2.4	5.6	200
525704006	M4	6	3.1	8	200
525704008	M4	8	3.1	8	200
525704010	M4	10	3.1	8	200
525704012	M4	12	3.1	8	200
525704016	M4	16	3.1	8	200
525704020	M4	20	3.1	8	200
525704025	M4	25	3.1	8	200
525704030	M4	30	3.1	8	200
525704035	M4	35	3.1	8	200
525704040	M4	40	3.1	8	200
525705006	M5	6	3.7	9.5	200
525705008	M5	8	3.7	9.5	200

Code	d	L	h	D	Units / Bag
525705010	M5	10	3.7	9.5	200
525705012	M5	12	3.7	9.5	200
525705016	M5	16	3.7	9.5	200
525705020	M5	20	3.7	9.5	200
525705025	M5	25	3.7	9.5	200
525705030	M5	30	3.7	9.5	200
525705035	M5	35	3.7	9.5	200
525705040	M5	40	3.7	9.5	200
525705045	M5	45	3.7	9.5	200
525705050	M5	50	3.7	9.5	200
525706005	M6	5	4.6	12	200
525706008	M6	8	4.6	12	200
525706010	M6	10	4.6	12	200
525706012	M6	12	4.6	12	200
525706016	M6	16	4.6	12	200
525706020	M6	20	4.6	12	200
525706025	M6	25	4.6	12	200
525706030	M6	30	4.6	12	200
525706035	M6	35	4.6	12	200
525706040	M6	40	4.6	12	200
525706045	M6	45	4.6	12	200
525706050	M6	50	4.6	12	200
525706060	M6	60	4.6	12	200
525706070	M6	70	4.6	12	200
525708020	M8	20	6	16	1000
525708025	M8	25	6	16	1000
525708030	M8	30	6	16	1000
525708040	M8	40	6	16	1000
525708050	M8	50	6	16	500
525710020	M10	20	7.5	20	500
525710030	M10	30	7.5	20	500
525710040	M10	40	7.5	20	500
525710050	M10	50	7.5	20	250

5298 DIN 934 HEXAGONAL NUTS



Natural polyamide 6.6
Other measures: please ask.
MOQ: Units/bag.

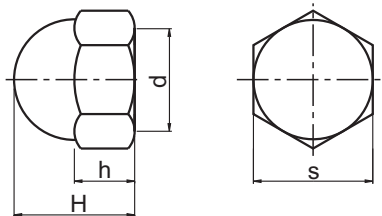


Code	d	H	s	e	Units / Bag
529802000	M2	1.6	4	4.4	200
529802500	M2,5	2	5	5.5	200
529803000	M3	2.4	5.5	6.1	200
529804000	M4	3.2	7	8	200
529805000	M5	4.7	8	9	200
529806000	M6	5.2	10	11.2	200
529808000	M8	6.5	13	15	200
529810000	M10	8.2	16	19.2	200
529812000	M12	10.8	18	21.2	100
529814000	M14	12.8	21.5	24.5	100
529816000	M16	14.8	24	27	50
529820000	M20	18	30	33	50
529824000	M24	21.5	36	41	50

5286 DIN 1587 DOME NUTS



Natural polyamide 6.6
Other measures: please ask.
MOQ: Units/bag.
* Similar to Din 1587.

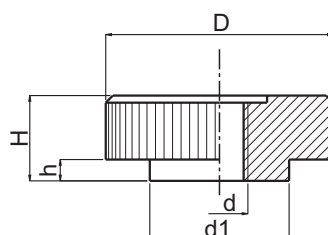


Code	d	s	h	H	Units / Bag
*528600003	M3	5.5	3	6.5	200
528600004	M4	7	3.2	7.6	100
528600005	M5	8	4	9.6	100
528600006	M6	10	5	11.6	100
528600008	M8	13	6.5	14.6	100
528600010	M10	17	8	17.6	100
528600012	M12	19	10	22	500

5288 KNURLED THUMB NUT

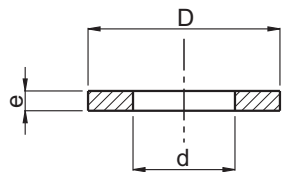


Natural polyamide 6.6
MOQ: Units/bag.



Code	d	D	d1	H	h	Units / Bag
528804000	M4	16	10	6	1.5	500
528805000	M5	16	10	6	1.5	500
528806000	M6	16	10	6	1.5	500

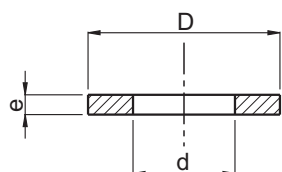
5297 DIN 125 WASHERS (PA6.6)



Natural polyamide 6.6
Other measures: please ask.
MOQ: Units/bag.

Code	Screw size	d	D	e	Units / Bag
529702200	M2	2.2	5	0.3	200
529702700	M2,5	2.7	6	0.5	200
529703200	M3	3.2	7	0.5	200
529703700	M3,5	3.7	8	0.5	200
529704300	M4	4.3	9	0.8	200
529705300	M5	5.3	10	1	200
529706400	M6	6.4	12	1.6	200
529708400	M8	8.4	16	1.6	200
529710500	M10	10.5	20	2	200
529713000	M12	13	24	2.5	100
529715000	M14	15	30	3	100
529717000	M16	17	30	3	50
529721000	M20	21	37	3	50

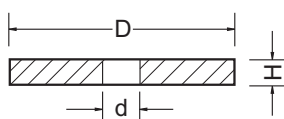
5293 DIN 125 WASHERS (PA6)



Natural polyamide 6.6
Other measures: please ask.
MOQ: Units/bag.

Code	Screw size	d	D	e	Units / Bag
529303200	M3	3.2	7	0.5	1000
529304300	M4	4.3	9	0.8	1000
529305300	M5	5.3	10	1	1000
529306400	M6	6.4	12	1.6	1000
529308400	M8	8.4	17	1.6	500
529310500	M10	10.5	20	2	500
529313000	M12	13	24	2.5	500
529317000	M16	17	30	3	500

5273 DIN 9021 WASHERS



Natural polyamide 6.6
MOQ: Units/bag.

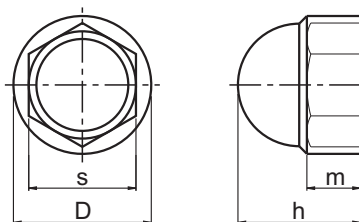
Code	Screw size	d	D	H	Units / Bag
527300700	M3	3.2	9	0.8	1000
527301600	M4	4.3	12	1	1000
527302500	M5	5.3	15	1.2	1000
527303400	M6	6.4	18	1.6	1000
527304200	M8	8.4	23.8	2	1000
527304800	M10	10.5	30	2.5	1000
527305700	M12	13	37	3	500
527306300	M16	17	50	3	250
527306800	M20	22	60	4	250
527307000	M24	26	72	5	250

5270 BLACK DOME NUTS



Black Polyethylene.
MOQ: Units/bag.
Other measures: please ask.

White Code	Black Code	Screw size	s	D	m	h	Units / Bag
-	527004000	M4	7	10,7	6,3	9,4	200
-	527005000	M5	8	10,6	5,9	9,5	200
527006001	527006000	M6	10	12,9	6	13	500
527008001	527008000	M8	13	16,8	9	15	500
527010001	527010000	M10	17	21,3	9	19,5	250
527012001	527012000	M12	19	23,6	11	21,5	250
527014001	527014000	M14	21	27,5	13	25	250
527016001	527016000	M16	24	29,8	14	27	100
527020001	527020000	M20	29	37,6	19,2	36,2	500
527024001	527024000	M24	34,5	43,9	20,2	39,3	100

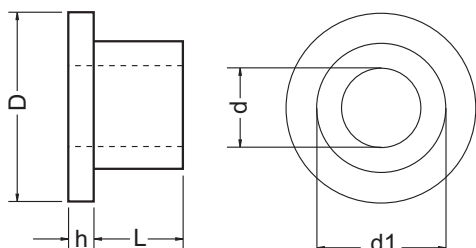


5290 BUSHES



Polyamide 6.6

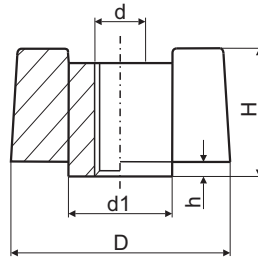
Code	d	d1	D	h	L	Units / Bag
529000014	3.1	3.6	5.8	0.4	1.2	1000
529000019	3.1	4	6.2	1	7	1000
529000018	3.1	4	6.2	1	6	1000
529000042	4.1	6	8.2	1.5	5	1000
529000047	4.2	4.9	10	1.3	1.7	1000
529000051	4.2	6.3	12.7	3.2	11.1	1000
529000091	5	9	12	2	2.9	1000
529000072	5.2	6.9	15	1.5	2	1000
529000095	6.2	8.9	15	1.5	2	1000
529000099	6.2	11.9	18	1.5	2	1000
529000105	6.4	9.5	16	1.6	4.8	1000
529000125	8.1	10	14.2	2.5	4	1000
529000126	8.1	10	14.2	2.5	8	1000
529000127	8.1	10	14.2	2.5	10	1000
529000153	10	12	16	2	4	1000
529000156	10	14	20	2	8	1000
529000184	12.1	17.7	23.9	2.6	13	1000
529000185	12.2	13.8	25	2	2	1000
529000263	12.5	14	17.5	1	8	1000
529000264	16.2	17.8	32	3	6	1000
529000235	20	24	30	2	13	500
529000240	20.1	26.7	31.9	3.1	20.8	500
529000265	24.5	33	50	6	7.5	500





Polyamide 6.6, white RAL 9010.

Code	D	d	d1	H	h	Units / Bag
528210004	25	M4	11	13	1.5	500
528210005	25	M5	11	13	1.5	500
528210006	25	M6	11	13	1.5	500



TECNODIN S.L.

Cobalt, 42

08940 Cornellà de Llobregat (SPAIN)

Phone: (+34) 93 212 75 08

Fax: (+34) 93 418 56 00

e-mail: export@tecnodin.es

www.tecnodin.com

